

Café Tables

Fixed Height CTTD | CTXD | CTTB | CTXB



Tables Available In The Following Shapes:



RACETRACK



ROUND



RECTANGLE



SQUARE

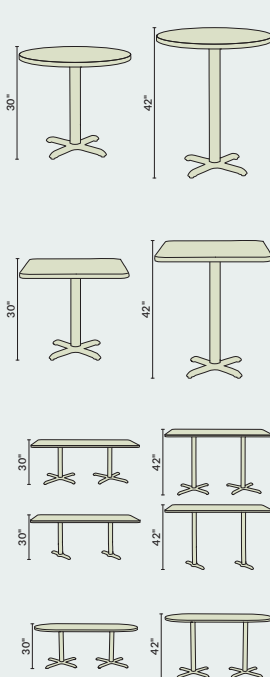





Available in:
Dining Height (30")
and Bar Height (42")



Tabletop Core



ROUND TABLE	AVAILABLE WITH "X" BASE
CT12424Xx xx	"X" Base, 24" Round
CT13030Xx xx	"X" Base, 30" Round
CT13636Xx xx	"X" Base, 36" Round
CT14242Xx xx	"X" Base, 42" Round
CT14848Xx xx	"X" Base, 48" Round

SQUARE TABLE	AVAILABLE WITH "X" BASE
CT32424Xx xx	"X" Base, 24" Square
CT33030Xx xx	"X" Base, 30" Square
CT33636Xx xx	"X" Base, 36" Square
CT34242Xx xx	"X" Base, 42" Square
CT34848Xx xx	"X" Base, 48" Square

RECTANGLE TABLE	AVAILABLE W/ "X" OR "T" BASE
CT23042Tx xx	"T" Base, 30"x42" Rectangle
CT23048Tx xx	"T" Base, 30"x48" Rectangle
CT23060Tx xx	"T" Base, 30"x60" Rectangle
CT23072Xx xx	"X" Base, 30"x72" Rectangle

RACETRACK TABLE	AVAILABLE WITH "X" BASE
CT43072Xx xx	"X" Base, 30"x72" Racetrack

HEIGHT OPTIONS	
Dining Height 30" (D)	Bar Height 42" (B)


MODEL NUMBER CONFIGURATION



PRODUCT SPECS | FIXED HEIGHT CAFÉ TABLES

- 12 gauge support plate is fully welded to base
- Top support is fully welded to base
- Industrial grade leveling mushroom glides
- 1/4" thick tabletop
- 16 gauge 3" pole
- Available in "T" Base or "X" Base

STANDARD LAMINATE OPTIONS



CUSTOM LAMINATE OPTIONS More Wilsonart laminate options available!



800.261.4112
www.nationalpublicseating.com