



# BEVERAGE-AIR

3779 Champion Blvd., Winston-Salem, NC 27105  
1-888-845-9800 Fax# 1-336-245-6453  
<http://www.Beverage-Air.com>

Item No. \_\_\_\_\_  
Quantity \_\_\_\_\_

## Commercial Refrigeration Equipment General Specification

## BEER EQUIPMENT GLASS DOOR BACK BAR REFRIGERATORS BB-G SERIES

MODELS:  
BB48G/BB48GY  
BB58G  
BB68G  
BB72G/BB72GY  
BB78G  
BB94G

### BB GLASS DOOR — BACK BAR REFRIGERATOR

Back bar storage cabinets come in four basic, self-contained models up to 95" wide. Overall height is 37 1/4." Depth is 27" from face of door to back of cabinet. Depth is 23 1/2" from face of door to back of cabinet on Shallow Depth models (BB48 & BB72). Handles project 1 3/4." One size self-contained, end mount model (BB78E) and two remote models (BB58R and BB78R) complete the 27" base series of back bars.

### CABINET CONSTRUCTION

Standard, cabinet exterior construction includes attractive, wear resistant vinyl on steel in black finish. Stainless exterior options available. Equipped with 2" stainless steel top, BB48 and BB72 is optional. Glass doors are self-closing and include key locks. Magnetic door gaskets provide positive door sealing. Glass doors are field reversible with hinge kit accessory.

Standard interior construction utilizes galvanized steel walls and ceiling. Reinforced floor and doorsills are made from heavy-duty stainless steel to provide long lasting service. Interior, fluorescent lighting is standard.

Environmentally friendly foamed-in-place CFC and HCFC-free polyurethane insulation enhances the structural strength of the cabinet and helps increase energy efficiency.

### REFRIGERATION

Refrigeration system uses R134a refrigerant, which is CFC and HCFC-free for compliance with environmental safety concerns. Remote refrigeration models include expansion valve installed.

Condensate elimination is automatic and non-electric (except remotes).

### ELECTRICAL

Units wired at factory and ready for connection to a 115/60/1 phase, 15 amp dedicated outlet. 8' long cord and plug set included.

### SPECIAL FEATURES

- Keg storage is maximized in lieu of shelf storage when required.
- BB68G has earned the ENERGY STAR®



BB48G



BB58G



BB68G



BB78G



BB94G



Available From:

\*Note: Not all markings may apply to all model variations.

Model Specified \_\_\_\_\_

Store# \_\_\_\_\_

Location \_\_\_\_\_

Quantity \_\_\_\_\_



**ELECTRICAL CONNECTION**

Units pre-wired at factory and include 8' long cord and plug set.



115/60/1  
NEMA-5-15P

**Back Bar Glass Door Refrigerators**

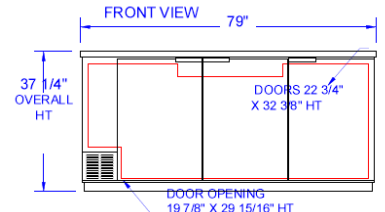
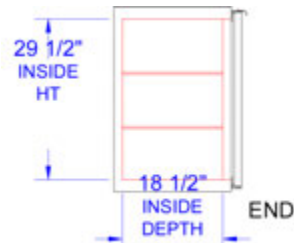
Models: BB48G, BB48GY, BB58G, BB68G, BB72G, BB72GY, BB78G, BB94G

MODEL	BB48G	BB48GY	BB58G	BB68G	BB72G	BB72GY	BB78G	BB94G
<b>EXTERNAL DIMENSIONAL DATA</b>								
Length Overall (inches)	48"	48"	59"	69"	72"	72"	79"	95"
Length Overall (mm)	1219	1219	1499	1753	1829	1829	2007	2413
Depth Overall (inches)	23 1/2"	23 1/2"	28 3/16"	28 3/16"	23 1/2"	23 1/2"	28 3/16"	28 3/16"
Depth Overall (mm)	597	597	716	716	597	597	716	716
Height Overall— (inches)	34"	34"	37 1/4"	37 1/4"	34"	34"	37 1/4"	37 1/4"
Height Overall— (mm)	864	864	946	946	864	864	946	946
Clear Door Width (inches)	16 7/16" x 29	16 7/16" x 29	21" x 29 15/16"	21" x 29 15/16"	17 7/8" x 29 1/4"	17 7/8" x 29 1/4"	21" x 29 15/16"	21" x 29 15/16"
Depth With Door Open 90°	41 3/8"	41 3/8"	50 1/2"	50 1/2"	42 3/4"	42 3/4"	49 5/8"	50 3/4"
Number of doors	2	2	2	2	3	3	3	3
<b>INTERNAL DIMENSIONAL DATA</b>								
NET Capacity (cubic ft.)	12.4	12.4	23.7	28	20.6	20.6	33.3	39.2
NET Capacity (Liters)	351	351	671	793	583	583	943	1110
Internal Length Overall (inches)	36"	36"	55"	65"	60"	60"	75"	91"
Internal Length Overall (mm)	914	914	1397	1651	1524	1524	1905	2311
Internal Depth Overall (inches)	18 1/2"	18 1/2"	23"	23"	18 1/2"	18 1/2"	23"	23"
Internal Depth Overall (mm)	470	470	584	584	470	470	584	584
Internal Height Overall (inches)	29 1/2"	29 1/2"	32"	32"	29 1/2"	29 1/2"	32"	32"
Internal Height Overall (mm)	749	749	813	813	749	749	813	813
Number of Shelves	4	4	4	4	6	6	6	6
Number of Kegs (straight wall)	2	2	2	3	3	3	4	5
<b>ELECTRICAL DATA</b>								
Full Load Amperes 115/60/1	6	5	7.4	7.4	6	5	7.4	7.4
<b>ENERGY CONSUMPTION (KWH)</b>								
	6.33	4.73	5.64	4.01	6.97	5.48	6.09	6.21
<b>REFRIGERATION DATA</b>								
Horsepower	1/4	1/4	1/3	1/3	1/4	1/4	1/3	1/3
<b>WEIGHT DATA</b>								
Gross Weight (Crated lbs)	288	288	378	372	370	370	475	341
Gross Weight (Crated kg)	131	131	172	169	168	168	216	155



\*Note: Not all markings may apply to all model variations.

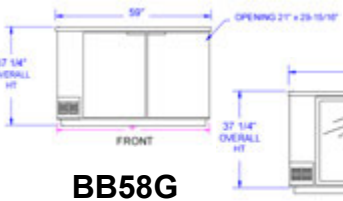
**PLAN VIEWS**



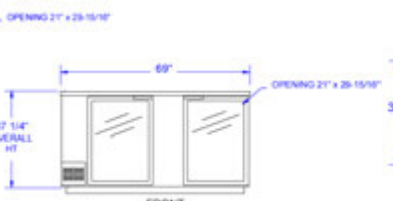
**BB78G**



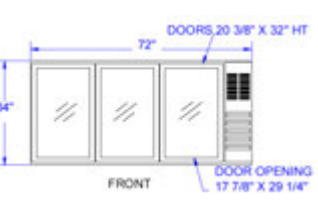
**BB48G/  
BB48GY**



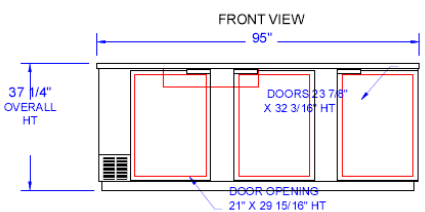
**BB58G**



**BB68G**



**BB72G/BB72GY**



**BB94G**

**BEVERAGE-AIR® CORPORATION**

3779 Champion Blvd. • Winston-Salem, NC 27105 USA • (336) 245-6400 • Fax (336) 245-6453 • (888) 845-9800 • www.beverage-air.com

Specifications are subject to change without prior notice. 06/10