



BEVERAGE-AIR

Project: _____	AIA#
Item: _____	
Location: _____	SIS#
Approved: _____	

DD Draft Beer Equipment-Direct Draw Dispenser

DD94HC Solid Door

Hydrocarbon Series

MODELS:

DD94HC-1-B

DD94HC-1-S



DD94HC-1-B



DD94HC-1-S

3 Year Parts/Labor Warranty
Additional 2 Year Compressor Warranty

CABINET CONSTRUCTION

- Exterior black or stainless steel front and door, gray painted sides
- Top and drip tray are heavy-duty stainless steel
- Interior is galvanized steel on walls and ceiling, reinforced floor is heavy duty stainless steel
- Full electronic control
- Drain tube located at bottom front of cooler for connection to floor drain
- 3" Insulated dispensing towers
- Two (2) dual tap towers
- Self-closing doors with locks
- Magnetic gaskets provide positive door seal
- Field reversible doors
- Compressor available on left or right, specify at time of unit order
- Maintains product temperatures between 36°F and 38°F

OPTIONS & ACCESSORIES

- Wine models
- Wine taps
- Faucet locks
- Glass rinser
- 3"-6" casters or 6" legs with adjustable plate
- Low profile casters
- 1-5 Tap tower
- 2,3 & 4 way manifolds
- No draft/hole cover options
- Remote option

REFRIGERATION SYSTEM

- Refrigeration system uses R290 refrigerant to comply with all environmental concerns
- Automatic, non-electric defrost
- Epoxy coated evaporator coil

DD94HC Direct Draw Dispenser: Standard Model



3779 Champion Blvd., Winston-Salem, NC 27105
 1-888-845-9800 Fax: 1-336-245-6453
 Beverage-Air.com sales@bevair.com



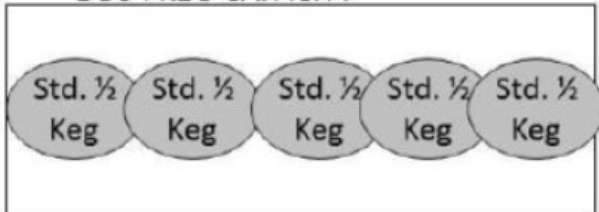
BEVERAGE-AIR

Bar Equipment-Direct Draw Dispenser Solid Door

Models: DD94HC-1-B, DD94HC-1-S

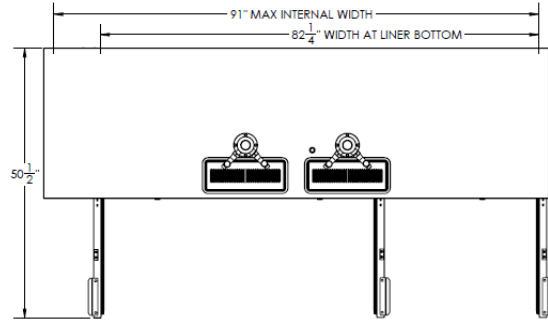
MODEL	DD94HC-1-B	DD94HC-1-S
EXTERNAL DIMENSIONAL DATA		
Width Overall	95"	95"
Depth Overall with Handle	29"	29"
Height Overall	52 1/2"	52 1/2"
Number of doors	3	3
Depth with Door Open 90°	50 1/2"	50 1/2"
Door Opening (in)	21" X 30"	21" X 30"
INTERNAL DIMENSIONAL DATA		
NET Capacity (cubic ft.)	37.82	37.82
Internal Width Overall (in)	82 1/4"	82 1/4"
Internal Depth Overall (in)	23 1/8"	23 1/8"
Internal Height Overall (in)	27 1/4"	27 1/4"
Number of Kegs	5	5
ELECTRICAL DATA		
Full Load Amperes 115/60/1	5.5	5.5
REFRIGERATION DATA		
Horsepower	1/3	1/3
Capacity (BTU/Hr)*	2392	2392
WEIGHT DATA		
Gross Weight (Crated lbs)	458 lbs	458 lbs
Height - Crated	45"	41 1/4"
Width - Crated	97"	98"
Depth - Crated	32"	31 1/4"

DD94 KEG CAPACITY

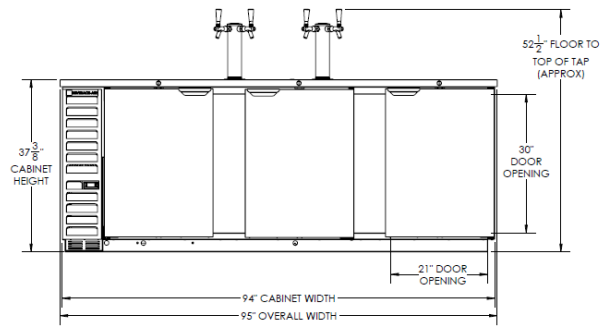


5 Std. 1/2 Keg
(reduced for presentation)

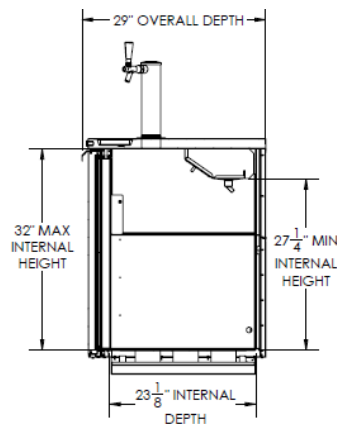
Model Views



Plan View



Elevation View



Side View

ELECTRICAL CONNECTION



115/60/1
NEMA-5-15P

Units pre-wired at
factory and include 8'
long cord and plug set.



an Ali Group Company



The Spirit of Excellence

3779 Champion Blvd., Winston-Salem, NC 27105
1-888-845-9800 Fax: 1-336-245-6453
Beverage-Air.com sales@bevair.com