

Project _____
 Item _____
 Quantity _____
 CSI Section 11400
 Approved _____
 Date _____

QuietQube® RFF-2200C

Remote Flake Ice Machine

Models

RFF-2200C



RFF-2200C Remote Flake Ice Machine - 208-230V, single phase



RCUF-2200C Condensing Unit - 208-230V, three



RFF-2200C Remote Flake Ice Machine on F-1650 Bin

Standard Features

QuietQube® Series Remote System consists of a remote condensing unit, interconnecting refrigerant lines, ice machine head section, and ice storage unit–All ordered separately. QuietQube ice machine with RCUF condensing unit is designed as a Manitowoc system and not for use with any other ice machine or remote condenser brand.

- Up to 2063 lbs (936 kg) daily ice production.
- Only 30" (76.2 cm) wide.
- Evaporator is designed for maximum quality and operating life.
- Remote, air-cooled condenser system improves efficiency and ice production, conserving energy. Manitowoc remote condenser systems effectively dissipate heat at a convenient location, indoors or outdoors, away from the ice machine. This maximizes ice-making capability and minimizes air conditioning loads by lowering the ambient air temperature at the ice machine.
- Quiet operation eliminates most noise from the refrigeration system. Promotes a relaxing atmosphere.
- Ice machine is lighter in weight to simplify installation.
- Stainless steel exterior has a clean and modern look to enhance the display in any self-serve environment.

COMMERCIAL WARRANTY		
ICE MAKER	COMPRESSOR	
3	3	5
YEAR PARTS	YEAR LABOR	YEAR PARTS 3 YEAR LABOR

Ice Shape

Flake ice is small hard bits of ice ideally suited for presentation applications.



UL STD 563
CAN/CSA-C22.2 No. 120

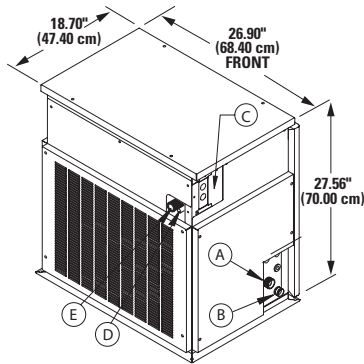


SANITATION
NSF/ANSI STD 12





RFF-2200C Ice Machine



- Ⓐ Ice Production Water Inlet
- Ⓑ Ice Production Water Outlet
- Ⓒ Electrical Junction Box
- Ⓓ Liquid Line
- Ⓔ Suction Line

Shipping Weight: 279 lbs / 126.8 kg

Ice Machine Electric

208-230/60/1, 50 Hz version also available.

Minimum circuit ampacity: 3.2

Max. fuse size: 15 amps
The ice machine and condensing unit are powered independently of each other. HACR-type circuit breakers can be used in place of fuses.

Specifications

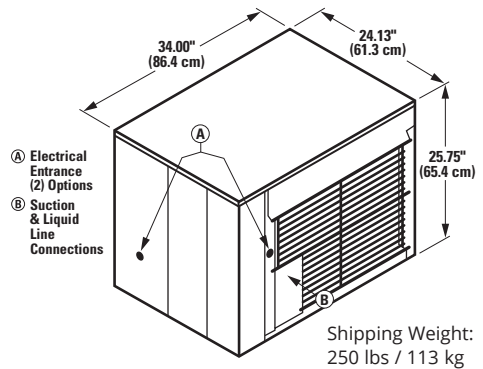
Refrigerant: R404A

Operating Limits:

- Ambient Temperature Range: 50°-110°F (10°-43°C)
- Water Temperature Range: 37°-90°F (3°-32°C)
- Water Pressure Ice Maker Water In: Min. 14 psi (96.5 kPa) Max. 80 psi (551.1 kPa)

Bin	Adapter
D-970	K-00444
F-1325/1650	K-603030
FC-1350	K-613030

RCUF-2200 Condensing Unit



Condensing Unit Electric

208-230/60/3 standard.

Note: QuietQube ice machine is wired independent of condensing unit.

Min. circuit ampacity: 15 3ph

Max. fuse size: 15 3ph

BTU Per Hour: 15,700 (average)

Compressor: Nominal rating: 3 HP

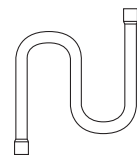
Operating Limits:

Ambient Temperature Range: -20° to 120°F (-29° to 49°C)

Installation Information and Dimensions:

- Maximum Line Length— 100' (30.5 m)*
- Maximum Vertical Rise*— 35' (10.7 m) above ice machine.
- Maximum Vertical Drop— 15' (4.5 m) below ice machine.

*A rise over 20' (6 m) requires S-Trap Kit K-00172 - ordered separately



Remote Air-cooled Ice Machine

Model	Ice Shape	Ice Production 24 Hours		Power Usage kWh/100 lbs. @ 90°Air/70°F 32°Air/21°C Water	Potable Water Usage/ 100 lbs. 45.4 kgs of Ice
		70°Air/ 50°F Water 21°Air/ 10°C Water	90°Air/ 70°F Water 32°Air/ 21°C Water		
RFF-2200C	Flake	2063lbs	1702 lbs	3.87	12 Gal.
		936 kg	772 kg		45 L

Standard Interconnecting Tubing

Model	Line Length		Weight	
	ft.	m	lbs	kg
RC-21	20	6	12	5

Welbilt reserves the right to make changes to the design or specifications without prior notice.