



SANITATION CERTIFIED HIGH PERFORMANCE 7

Ambient (Unheated) Air Curtain

Data Sheet

For Door Heights To 7' (insect control)

STANDARD CONSTRUCTION

- EPH Listed per NSF 37
- 14" high x 15" deep
- 3/4 hp single speed motor(s)
- White aluminum exterior cover (Optional: Custom Color or Stainless)
- Wall Mounting (Optional: Top)



Berner International Corporation certifies that the air curtains shown herein are licensed to bear the AMCA Seal. The ratings shown are based on tests and procedures performed in accordance with AMCA Publication 211 and comply with the requirements of the AMCA Certified Ratings Program. Rated data shown is for base (unheated) units. The AMCA Certified Ratings Seal applies to airflow rate, average outlet velocity, outlet velocity uniformity, velocity projection and power rating at free delivery only.



5 Year Limited Warranty



UL US for outdoor use



Air Curtain Fans for ANSI/NSF37 Customer Entry maximum mounting height is 7'

MODEL	Nozzle Width (in)	Max Vel. at Nozzle (fpm)	Avg. Outlet Vel. (fpm)	Air Volume (cfm)	Outlet Vel. Uniformity	Power Rating (kW)	Motor(s) @ hp	Net Wt. (lbs)
SHC07-1036A	36.00	5,917	2,011	1,760	86%	0.67	1 @ 3/4	50
SHC07-1042A	42.00	4,418	1,716	1,752	79%	0.75	1 @ 3/4	52
SHC07-1048A	48.00	3,815	1,504	1,882	55%	0.73	1 @ 3/4	53
SHC07-2060A	60.00	3,963	1,805	2,726	74%	1.18	2 @ 3/4	70
SHC07-2072A	72.00	5,917	2,011	3,520	86%	1.34	2 @ 3/4	84
SHC07-2084A	87.00	4,418	1,657	3,504	79%	1.50	2 @ 3/4	104
SHC07-2096A	99.00	3,815	1,564	3,764	55%	1.46	2 @ 3/4	106
SHC07-3108A	114.00	5,917	1,906	5,280	86%	2.01	3 @ 3/4	150
SHC07-3120A	116.50	4,418	1,862	5,272	79%	2.09	3 @ 3/4	152

NOTE: Operation at 50 Hz will generate approximately a 17% reduction in air performance. See sheet EP-310 for amp draws/total load requirements.

VELOCITY PROFILE: Model SHC07-1036A			
Distance from Nozzle (in)	40	60	80
Core Velocity (fpm)	2133	1533	1303

MODEL NUMBER CONFIGURATION

SHC07-1 036 A A-B-SS

Series	# of Motors	Opening Width	Heat	Voltage	Opt. Switch	Opt. Cabinet Finish
SHC07	1, 2	036" - 120"	A=Ambient	*A=120/1/60 B=208/1/60 J=240/1/60 V=220/1/50	Built-In Switch	SS=Stainless Steel CC=Custom Color

*Suitable for 50hz
Consult Factory for other voltages

Sound level measured 10' (3m) from the unit in free field:
1 & 2 motor(s): 66 dBA & 69 dBA
Sound data is not AMCA certified.

Berner reserves the right to alter specifications without prior notice.



SANITATION CERTIFIED HIGH PERFORMANCE 7

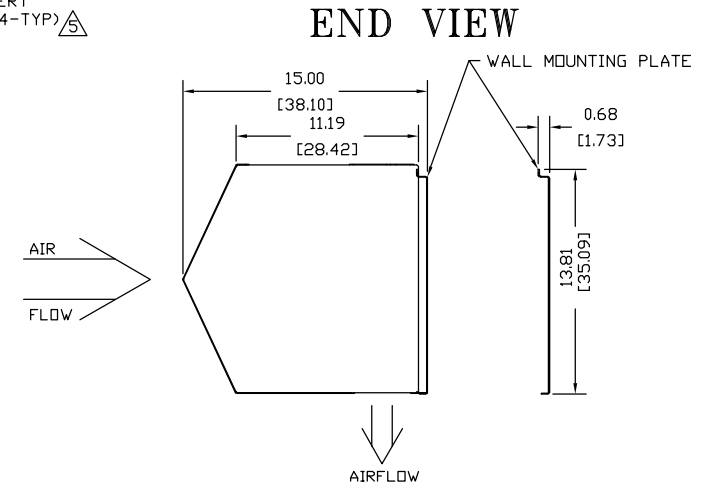
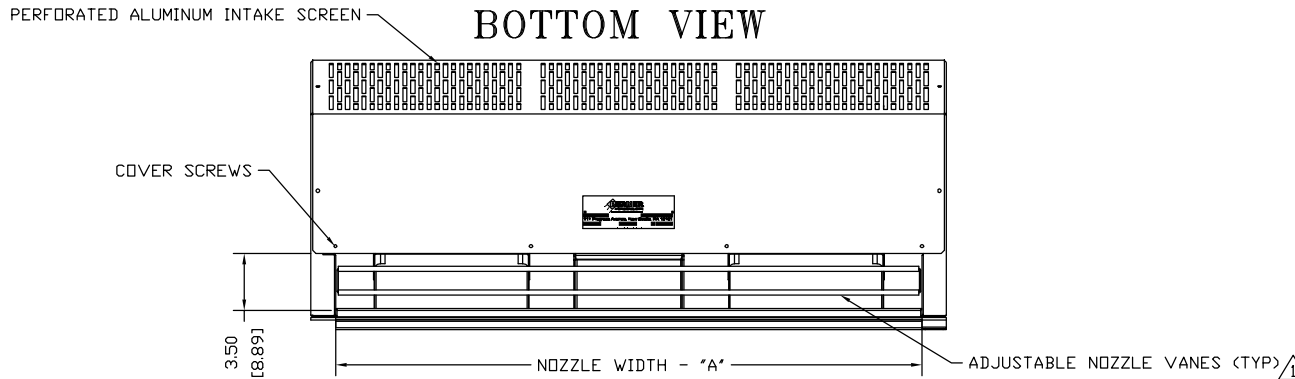
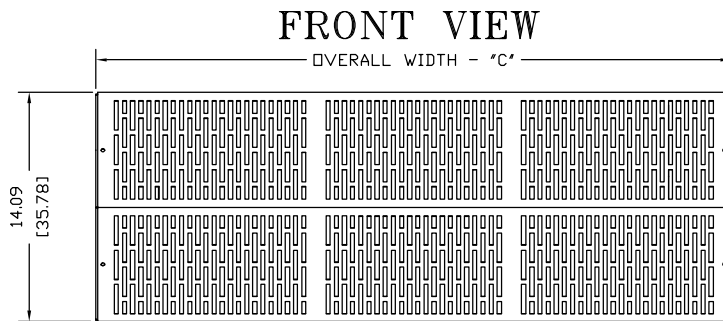
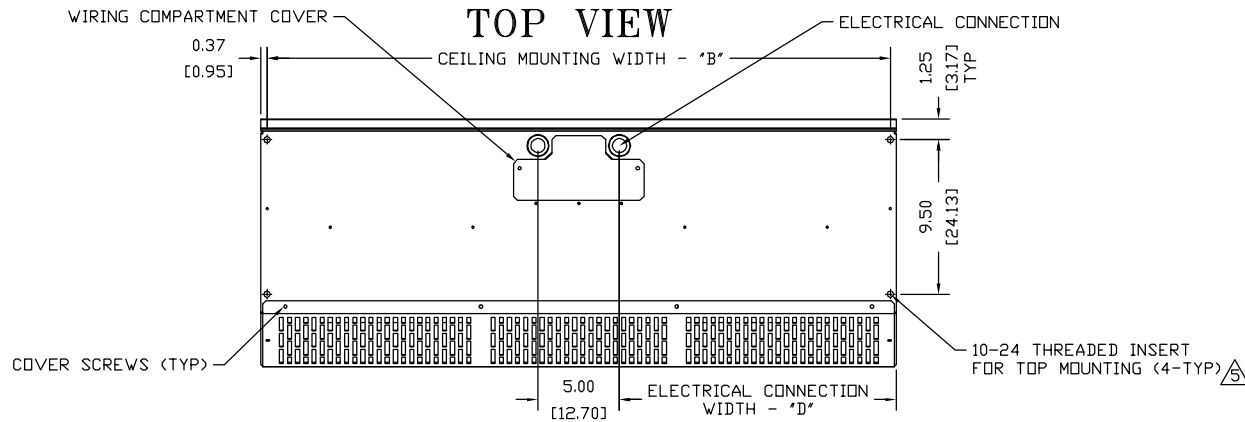
Ambient (Unheated) Air Curtain Electrical Performance Sheet

		120/1/60 (voltage code A) MOTOR AMP DRAW = 7.5 each		208/1/60 (voltage code B) or 220/1/50 (voltage code V) MOTOR AMP DRAW = 3.8 each		240/1/60 (voltage code J) MOTOR AMP DRAW = 3.8 each			
MODEL	# CKTS	AMPS PER CIRCUIT	BREAKER RATING PER CIRCUIT	# CKTS	AMPS PER CIRCUIT	BREAKER RATING PER CIRCUIT	# CKTS	AMPS PER CIRCUIT	BREAKER RATING PER CIRCUIT
SHC07-1036A SHC07-1042A SHC07-1048A	1	7.5	15	1	3.8	15	1	3.8	15
SHC07-2060A SHC07-2072A SHC07-2084A SHC07-2096A	1	15.0	20	1	7.6	15	1	7.6	15
SHC07-3108A SHC07-3120A	1	22.5	30	1	11.4	15	1	11.4	15

		480/3/60 (voltage code Z) MOTOR AMP DRAW = 1.8 each		600/3/60 (voltage code Q) MOTOR AMP DRAW = 1.5 each		
MODEL	# CKTS	AMPS PER CIRCUIT	BREAKER RATING PER CIRCUIT	# CKTS	AMPS PER CIRCUIT	BREAKER RATING PER CIRCUIT
SHC07-1036A SHC07-1042A SHC07-1048A	1	1.8	15	1	1.5	15
SHC07-2060A SHC07-2072A SHC07-2084A SHC07-2096A	1	3.6	15	1	3.0	15
SHC07-3108A SHC07-3120A	1	5.4	15	1	4.5	15

Berner reserves the right to alter specifications without prior notice.

SHC07 AMBIENT SYSTEM



NOTES:

- ⚠ AIR CURTAIN MUST BE INSTALLED SO AIR STREAM IS NOT OBSTRUCTED WHEN DEFLECTED 20° TO EITHER SIDE OF Q.
- ⚠ ELECTRICAL CONNECTIONS TO BE FLEXIBLE.
- ⚠ FIELD VERIFY DIMENSIONS.
- ⚠ ANCHORS TO SUPPORTING STRUCTURE BY OTHERS.
- ⚠ ADEQUACY OF SUPPORTING STRUCTURE IS TO BE VERIFIED BY A PROFESSIONAL STRUCTURAL ENGINEER.
- ⚠ LETTER "A" IN MODEL NUMBER DESIGNATES AMBIENT UNIT.
- ⚠ DIMENSIONS IN INCHES (CENTIMETERS).

MODEL ⚠	NOZZLE WIDTH "A"	MOUNTING WIDTH "B"	UNIT WIDTH "C"	ELECTRIC WIDTH "D"
SHC07-1036A	36.00 [91.44]	38.25 [97.16]	39.00 [99.06]	17.00 [43.18]
SHC07-1042A	42.00 [106.68]	44.25 [112.40]	45.00 [114.30]	20.00 [50.80]
SHC07-1048A	48.00 [121.92]	50.25 [127.64]	51.00 [129.54]	23.00 [58.42]
SHC07-2060A	60.00 [152.40]	62.25 [158.12]	63.00 [160.02]	19.00 [48.26]
SHC07-2072A	72.00 [182.88]	74.25 [188.60]	75.00 [190.50]	17.00 [43.18]
SHC07-2084A	86.88 [220.66]	89.13 [226.38]	89.88 [228.28]	20.75 [52.71]
SHC07-2096A	98.88 [251.14]	101.13 [257.18]	101.88 [258.76]	23.75 [60.33]
SHC07-3108A	110.88 [281.62]	113.13 [287.38]	113.88 [289.24]	17.50 [44.45]
SHC07-3120A	116.25 [295.28]	118.50 [300.99]	119.25 [302.90]	18.38 [46.67]



PROJECT		
LOCATION		
ARCHITECT		
ENGINEER		REV. -
DWG. NO.	SHC07-AMB	TITLE: BERNER
DATE	02MAY2016	MODEL SHC07 AIR CURTAIN
BY	S. Beil	AMBIENT SYSTEM
REPLACES	14OCT14	BERNER INTERNATIONAL CORP.
BY	D. Johnson	NEW CASTLE, PA.