



DRIVE-THRU UNIT 3

Ambient (Unheated) Air Curtain

Data Sheet

For Opening Heights up to the 3'

STANDARD CONSTRUCTION

- 7" high x 7 3/4" deep
- One speed motor(s)
- Factory installed on/off switch
- Clear satin anodized aluminum exterior cabinet
- Factory installed "Mount Anywhere" bracket system
- 6' plug-in type power cord
- Filter (washable)

1 Year
Limited
Warranty



for outdoor use

MODEL	Nozzle Width (in)	Max Vel. at Nozzle (fpm)	Avg. Outlet Vel. (fpm)	Air Volume (cfm)	Outlet Vel. Uniformity	Power Rating (kW)	Motor(s) @ hp	Net Wt. (lbs)
DTU03-1018A	16.50	2,800	1,047	135	76%	0.06	1 @ 1/12	9
DTU03-2026A	24.50	2,800	1,045	200	79%	0.10	1 @ 1/12, 1 @ 1/20	14

NOTE: Operation at 50 Hz will generate approximately a 17% reduction in air performance.
See sheet EP-010 for amp draws/total load requirements.

MODEL NUMBER CONFIGURATION

DTU03-1 018 A A

Series	# of Motors	Opening Width	Heat	Voltage
DTU03	1, 2	18" - 26"	A= Ambient	*A=120/1/60

*Suitable for 50hz

VELOCITY PROFILE: Model DTU03-2026A

Distance from Nozzle (in)	36	48	60
Core Velocity (fpm)	766	723	648

Sound level measured 10' (3m) from the unit in free field:
1 & 2 motor(s): 51.5 dBA & 52.0 dBA

Berner reserves the right to alter specifications without prior notice.

www.berner.com **Berner International** 800.245.4455
111 Progress Ave. / New Castle / PA / 16101 / USA

DS-010
March, 2019

©Copyright, 2019 Berner International



DRIVE-THRU UNIT 3

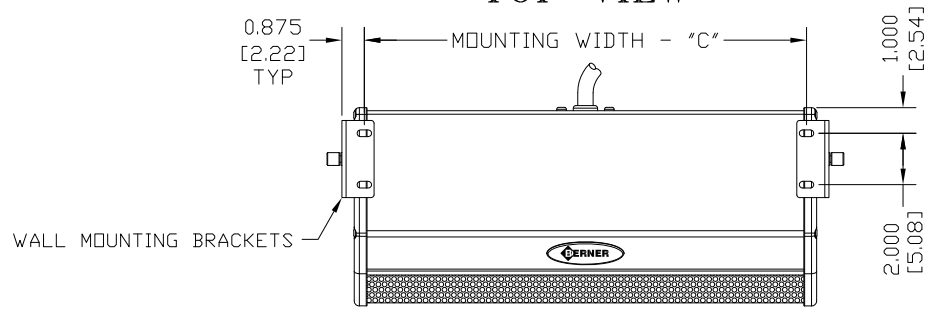
Ambient (Unheated) Air Curtain
Electrical Performance Sheet

		120/1/60 (voltage code A) MOTOR AMP DRAW = N/A	
MODEL	# CKTS	AMPS PER CIRCUIT	BREAKER RATING PER CIRCUIT
DTU03-1018A	1	1.6	15
DTU03-2026A	1	2.2	15

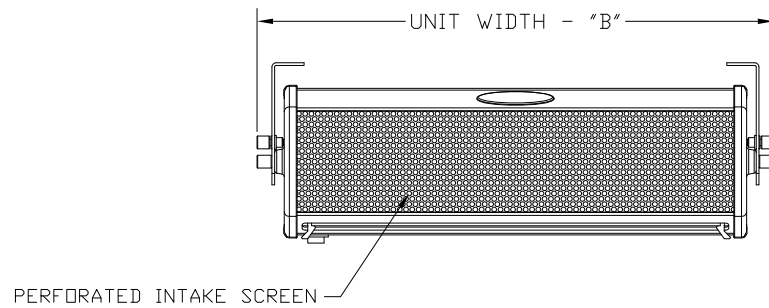
Berner reserves the right to alter specifications without prior notice.

DTU03 AMBIENT SYSTEM

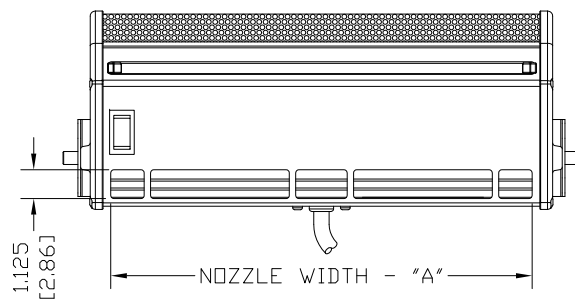
TOP VIEW



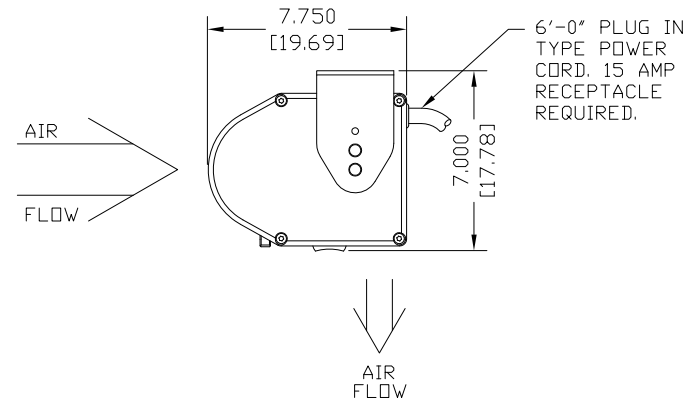
FRONT VIEW



BOTTOM VIEW



END VIEW



NOTES:

- ① AIR CURTAIN MUST BE INSTALLED SO AIR STREAM IS NOT OBSTRUCTED WHEN DEFLECTED 20° TO EITHER SIDE OF ϕ .
- ② ELECTRICAL CONNECTIONS TO BE FLEXIBLE.
- ③ FIELD VERIFY DIMENSIONS.
- ④ ANCHORS TO SUPPORTING STRUCTURE BY OTHERS.
- ⑤ ADEQUACY OF SUPPORTING STRUCTURE IS TO BE VERIFIED BY A PROFESSIONAL STRUCTURAL ENGINEER.
- ⑥ LETTER "AA" IN MODEL NUMBER DESIGNATES 120V AMBIENT UNIT.
- ⑦ DIMENSIONS IN INCHES [CENTIMETERS].

MODEL ⑥	NOZZLE WIDTH "A"	UNIT WIDTH "B"	MOUNTING WIDTH "C"
DTU03-1018AA	16.500 [41.91]	20.125 [51.12]	17.250 [43.82]
DTU03-2026AA	24.500 [62.23]	28.125 [71.43]	25.250 [64.14]

PROJECT		
LOCATION		
ARCHITECT		
ENGINEER		
DWG. NO.	DTU03-A	TITLE: BERNER MODEL DTU03 AIR CURTAIN AMBIENT SYSTEM
DATE	21MAY14	
BY	S. Beil	
REPLACES	-	
BY	-	
PDF NO.		BERNER INTERNATIONAL CORP. NEW CASTLE, PA.