



SUIM-68 ICE MACHINE

INCLUDE 2 YEAR PARTS + LABOR / 5 YEAR COMPRESSOR WARRANTY

Dimensions

Dimensions (WxDxH)	18" x 17" x 31.5"
Output (lb/24hr)	68 lbs
Bin Capacity	22 lbs
Net Weight	75 lbs
Gross Weight	84 lbs
Packaging Dimensions (WxDxH)	20" x 19" x 33.5"
Ice Cube Size half cube	.86"x.86".86"

Construction


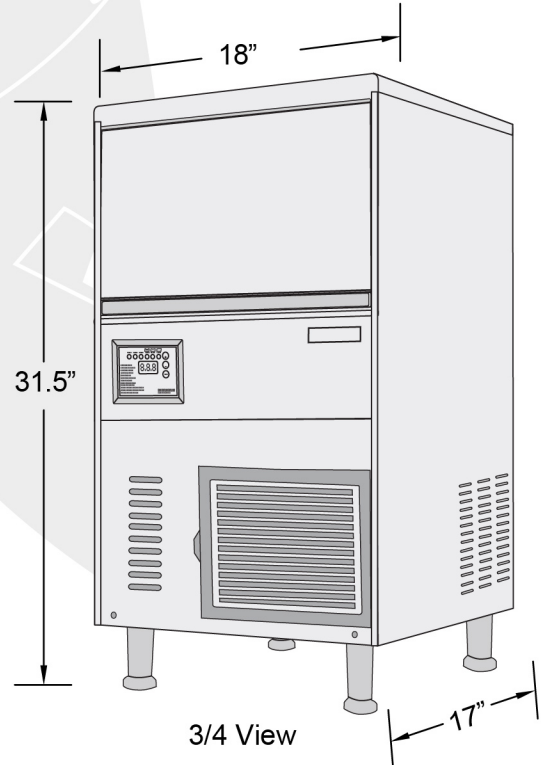
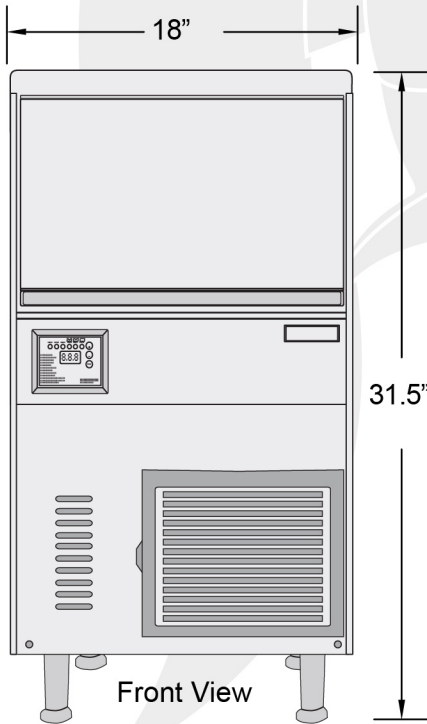
Exterior Material	304 stainless steel
Interior Material	Polyethylene
Water Filter Capacity	2.2 GPM
UV Light Included For Sanitation	

Cooling

Refrigerant	R290
Temperature Display	Yes
Temperature Controller	Digital
Condenser Unit	Air
Compressor	Secop

Electrical

Voltage	110
Power	270W
Hz	60



NEMA 5-15P



Intertek

COMPLIES WITH ANSI/NSF 7
FOR FOOD SERVICE