

# Pro Cart Ultra™

ELECTRIC & NON-ELECTRIC INSULATED HOLDING & TRANSPORT CABINETS



- ✓ Hold and transport hot and cold foods in a single cart.
- ✓ Maintains food quality and moisture.
- ✓ Keep food safe while unplugged 4 hours.
- ✓ Change hot to cold or cold to hot with a simple hardware change.

**CAMBRO**  
TRUSTED FOR GENERATIONS™  
[www.cambro.com](http://www.cambro.com)

# The One-of-a-Kind Pro Cart Ultra™

## The Most Adaptable Insulated Holding and Transport Carts on the Market

The Pro Cart Ultra is the ultimate food transport cart that can hold all your hot and cold menu items in the same cart, at the same time—without a compressor! It even holds food safely while unplugged up to 4 hours.

## The Pro Cart Ultra Comes Configured Just How You Want it

1. Choose the tall, two compartment model, or the low, single-compartment model.
2. Specify electric hot, electric cold or non-electric (passive) holding in each compartment.
3. Universal rails fit food pans, sheet pans and more.



## Capacity per Compartment



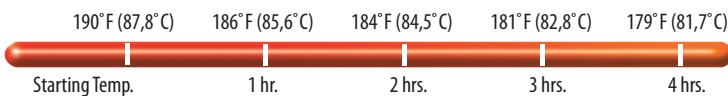
TYPE OF CONTAINER	STANDARD CAPACITY	STANDARD CAPACITY RAIL SPACING	MAXIMUM CAPACITY	MAXIMUM CAPACITY RAIL SPACING
18" x 26" (45,7 x 66 CM) FULL SIZE SHEET PANS	8	3" (7,6 cm)	16*	1.5" (3,8 cm)
13" x 18" (33 x 45,7 CM) HALF SIZE SHEET PANS	16	3" (7,6 cm)	32*	1.5" (3,8 cm)
GN 1/1 HOTEL PANS (2½" / 6,5 CM DEEP)	16	3" (7,6 cm)	16	3" (7,6 cm)
GN 1/1 HOTEL PANS (4" / 10 CM DEEP)	10	4.5" (11,4 cm)	10	4.5" (11,4 cm)
23.6" x 15.7" (60 x 40 CM) EURO BAKING SHEETS	8	3" (7,6 cm)	16*	1.5" (3,8 cm)
21½" x 13¼" x 2½" (33 x 45,7 CM) BASKETS	16	3" (7,6 cm)	16	3" (7,6 cm)
PIZZA BOXES 16" x 16" x 2" (40,6 x 40,6 x 5,1 CM)	8	3" (7,6 cm)	8	3" (7,6 cm)

Standard rails: 8 rails / cart \*Additional rails required.

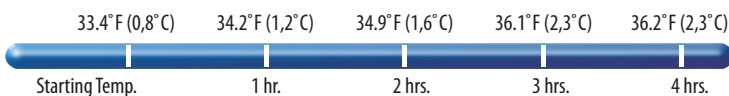
# Non-Electric (Passive)



**Hot** — Temperature loss averaging 3°F/(1,5°C) per hour.




**Cold** — Temperature gain averaging 0.7°F/(0,4°C) per hour.



## Pro Cart Ultra™ Features

All Models:



**Insulation:** CFC-free, polyurethane insulation throughout the body and doors maximizes heat or cold retention for 4 hours or more with no electricity needed.



**4" Nylon Latches:** For easy opening and closing and to secure contents during transport. Door is lockable.



**Stainless Steel Hinge:** For long term durability.



**Solar Digital Thermometer:** Monitor internal cabinet temperature at a glance.

# Electric



**Polyethylene Exterior:** Keeps food moist naturally and remains cool to the touch during operation, unlike metal cabinets.



**Gasket-free Door:** For easy cleaning and fewer replacement parts. Door opens full 270°.



**5" x 8" Menu Pocket:** Allows for easy product ID with either an index card or by writing directly onto smooth surface with a grease pencil.



**Standard 6" x 2" Heavy Duty Casters:** Two non-marking, high-performance, swivel casters with brakes in the front and two rigid casters in the back for smooth positioning and navigation.



## Electric Models Only



**Cord Keeper:** Safely and securely stores detachable 9' power cord.

## COLD

Digital controller allows cold to be set from 32.5° to 40°F.

### **THERMOELECTRIC COOLING COOLS DOWN TO 32.5°F**

without a compressor for the ultimate in cold mobility and food safety on the go. Note: Operate in 90°F or less ambient temperature for best results.

**Pre-chill time:** 90 minutes to 40°F. (Tested at 73°F ambient.)

**Recovery time:** 10 minutes after door open for 30 seconds.

## HOT

Keeps food safely between 150° to 165°F with convenient, pre-set, gentle, non-radiant heat.

### **ENERGY-SAVING HEATER LESS THAN 5 AMPS**

Gentle, non-radiant heat circulates consistently from front to back of the cabinet.

**Pre-heat time:** 45 minutes.

**Recovery time:** 3 minutes after door open for 30 seconds.



# Change is Good!

All Pro Cart Ultra™ models feature non-electric (passive), active hot or active cold modules that can easily be removed and replaced with a different module to support menu or operational changes—a great way to stretch budget dollars with a single piece of equipment.

## Just 5 Minutes to Change Module

1. Seasonal menus
2. Menu changes
3. Additional budget availability
4. Different location or facility
5. New trends



Interior with Cold module



Exterior back with Cold module



Interior with Hot module



Exterior back with Hot module



## Powerful Performance, Low Power Consumption

- ✓ Energy efficient, active modules draw less than 5 amps each.
- ✓ Cold module uses environmentally friendly, thermoelectric technology.
- ✓ Plugs into a standard outlet.



### Electrical Specifications (Per Compartment)



	HOT 110V	HOT 220V	COLD
REQUIRED VOLTAGE	100-125 VAC	200-230 VAC	100-230 VAC
MAXIMUM AMP	4.6a	2.3a	3.26a, 1.42a
WATTS / HEATER OR COOLER	529w	506w	326.6w
HERTZ	50/60	50/60	50/60
PHASE	Single	Single	Single
ALTERNATE PLUG TYPES AVAILABLE FOR THESE COUNTRIES	US, Canada, Mexico, China Europe, UK, Ireland, Australia, South Africa, Japan		
POWER CORD LENGTH	9 ft. / 2,7		

\* If country is not listed, please call Cambro Customer Service for details.

# Pro Cart Ultra™ Model Specifications

	CODE	DESCRIPTION	UNIT WEIGHT
 TALL PROFILE	<b>Both Compartments Passive (Non-electric)</b>		
	PCUPP	Both compartments non-electric / passive	235.2 lbs.
	<b>Both Compartments Hot</b>		
	PCUHH	110V standard USA / CAN power cord 5-15P	267.5
	PCUHH2	220V USA / CAN power cord 6-15P	268.4
	<b>Both Compartments Cold</b>		
	PCUCC	110V standard USA / CAN power cord 5-15P	278.4
	PCUCC2	220V USA / CAN power cord 6-15P	283.8
	<b>Combination Hot &amp; Cold</b>		
	PCUHC	Top compartment hot, bottom cold. 110V standard USA / CAN power cord 5-15P	271
	PCUCH	Top compartment cold, bottom hot. 110V standard USA / CAN power cord 5-15P	271
	PCUHC2	Top compartment hot, bottom cold. 220V standard USA / CAN power cord 6-15P	271.4
	PCUCH2	Top compartment cold, bottom hot. 220V standard USA / CAN power cord 6-15P	271.4
	<b>Combination Passive &amp; Hot or Cold</b>		
	PCUPH	Top compartment passive, bottom hot. 110V standard USA / CAN power cord 5-15P	255.3
	PCUPC	Top compartment passive, bottom cold. 110V standard USA / CAN power cord 5-15P	260.8
PCUPH2	Top compartment passive, bottom hot. 220V standard USA / CAN power cord 6-15P	255.8	
PCUPC2	Top compartment passive, bottom cold. 220V standard USA / CAN power cord 6-15P	263.5	
 LOW PROFILE	PCULP	Non-electric / passive	140
	PCULH	Hot Cart, 110V standard USA / CAN power cord 5-15P	151
	PCULC	Cold Cart, 110V standard USA / CAN power cord 5-15P	156
	PCULH2	Hot Cart, 220V standard USA / CAN power cord 6-15P	151
	PCULC2	Cold Cart, 220V standard USA / CAN power cord 6-15P	156

Color: Charcoal Gray (615). **Standard Railing Includes:** 8 pairs of stainless steel Universal rails/compartment.  
**Includes Standard Casters:** 6" x 2" heavy duty swivel with brake in front, rigid in back.

## Unit Dimensions

UNIT	EXTERIOR DIM. W x D x H	COMPARTMENT DIM. W x D x H
<b>Tall Profile</b>		
COLD	28" x 36½" x 66"	21¾" x 26¼" x 25½"
HOT / PASSIVE	28" x 35¾" x 66"	21¾" x 27" x 25½"
<b>Low Profile</b>		
COLD	28" x 36½" x 40"	21¾" x 26¼" x 25½"
HOT / PASSIVE	28" x 35¾" x 40"	21¾" x 27" x 25½"

## Optional Accessories

CODE	DESCRIPTION
PCMH / PCMH2	Hot module unit 110V / 220V
PCMC / PCMC2	Cold module unit 110V / 220V
SSR1	1 Pair of Rails
SSR8	8 Pairs of Rails

Color: (000). PCMH / PCMH2 and PCMC / PCMC2 Color: Charcoal Gray (615).



Passive and/or  
Hot Models

## Security Package (SP)

Specially designed for operations where safety and security are a top priority. To order add SP after the product code.

- ✓ Tamper resistant fasteners secure side column panels to the cart.
- ✓ Cross locking rods behind column panels lock 5 rails in place.
- ✓ Each compartment holds ten 4" deep hotel pans.
- ✓ Passive and electrical modules and cord strap keepers are secured in place with tamper resistant fasteners.
- ✓ Non removable doors. Lockable hasp secures both doors at once. (Lock not included).
- ✓ Heavy duty casters mounted with tamper resistant fasteners.