



# Divider Bar for Camshelving®

Models CSDBA, CSDBS

## Features & Benefits



- Divider bars fit on 24" (610 mm) wide Camshelving units and hold up to 200 lbs. (91 kg) per set of 2 divider bars.
- Divider bars can accommodate any size food pans from GN 1/1 to GN 1/6 as well as a variety of storage products and sizes.
- Angled and straight designs hold food pans and boxes straight or on an angle for more ergonomic reach.
- Divider bars feature a raised retaining edge to keep racks and pans from sliding off the front of the unit.
- Always use divider bars side by side when dish racks, food pans or food boxes are placed next to each other for optimum usage.

Item No. \_\_\_\_\_

Specifier Identification No. \_\_\_\_\_

Model No. \_\_\_\_\_

Quantity \_\_\_\_\_



Camracks® fit on divider bars to create a warewashing drying and storage station.



Divider bars can accommodate any size food pans from GN 1/1 to GN 1/6.



12" x 18" food boxes with sliding lids can be used with divider bars for hygienic food storage.



# Divider Bar for Camshelving®

Models CSDBA, CSDBS

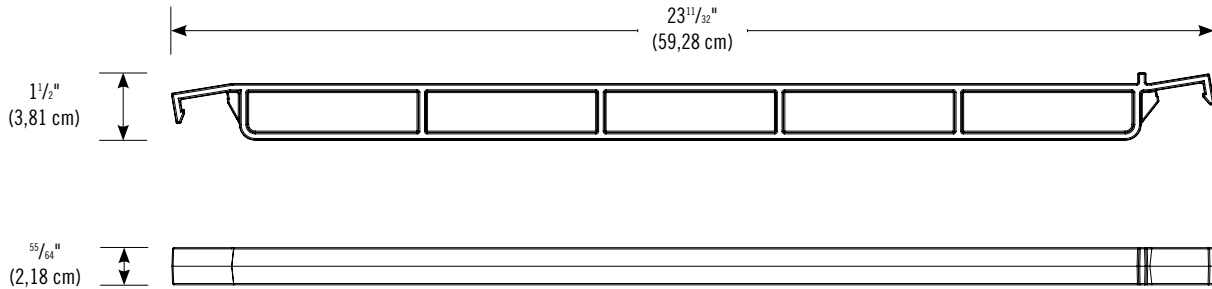
Item No. \_\_\_\_\_

Specifier Identification No. \_\_\_\_\_

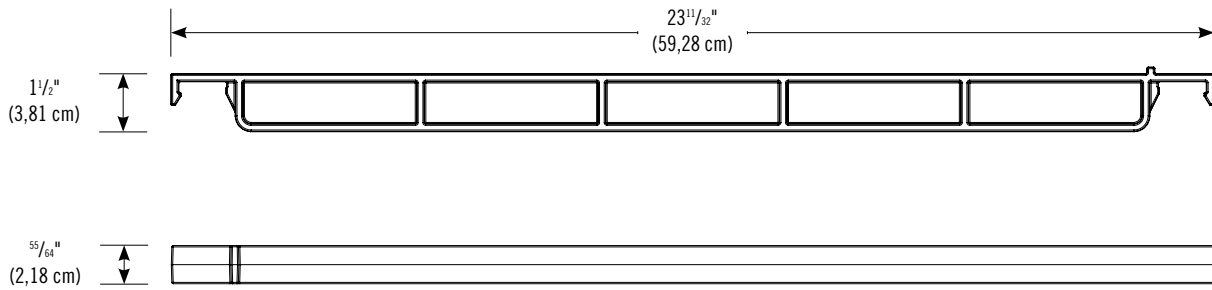
Model No. \_\_\_\_\_

Quantity \_\_\_\_\_

## CSDBA



## CSDBS



CODE	DESCRIPTION	CASE LBS. (CUBE)	CASE KG (CUBE M <sup>3</sup> )
CSDBA	Divider Bar Angled	1.9 (0.096)	0,884 (0,003)
CSDBS	Divider Bar Straight	1.9 (0.096)	0,884 (0,003)

Case Pack: 4 Color: Speckled Gray (480).

## Divider Bar for Camshelving® Instructions

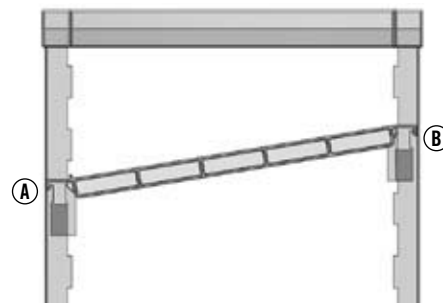
### To Install

1. Decide on the location you would like to place the divider bar.
2. Place point **A** of divider bar on front traverse and snap into place.
3. Place point **B** on rear traverse and snap into place.

### To Remove

1. Use a tool with a flat edge, like the long, flat side of the divider bar, and place it under point **A**.
2. Pry point **A** free from Camshelving front traverse, but do not pull entire divider bar off of Camshelving.
3. Use the flat edged tool and place under point **B**.
4. Pry point **B** free from Camshelving rear traverse.
5. Divider bar will be completely loose.

**Caution:** Do not pull up completely after prying one end of the divider, both ends must be loose in order to remove divider bar.



## Architect Specs

The divider bars for Camshelving shall be for 24" (60,96 cm) Camshelving®. Model CSDBA shall be for angled shelving and CSDBS shall be for straight shelving, both units manufactured by Cambro Mfg. Co., Huntington Beach, CA 92647 U.S.A. It shall be made of polypropylene. The divider bars shall hold food pans ranging in size from GN 1/4 to GN 1/6. The angled divider bar shall have a raised retaining edge to prevent racks and pans from sliding off of the front of the unit. It shall hold up to 200 lbs. (91 kg) per shelf. It shall come in a case pack of 4. It shall require no assembly and shall be available in one color.