

Dormont®

Foodservice Moveable Equipment Installation Products

The Dormont Blue Hose™ is the heart of the Safety System, specifically engineered for castler-mounted commercial cooking equipment. The Blue Hose includes an antimicrobial protective PVC coating, and our Stress Guard® technology that makes the hose easier to install and dramatically reduces stress on the hose ends.

The fuel gas codes require the use of an ANSI Z21.69/CSA 6.16 moveable gas connector with all appliances that may or may not utilize casters and, under normal use, are moved on a regular basis for service, positioning or area cleanliness.



Rotation technology reduces stress on both ends of the hose

Stainless Steel Construction
Heavy-duty, flexible, corrugated 304 stainless steel tubing

Stainless Steel Braid
Tight-weave braid prevents corrugations from stretching as equipment is moved

Antimicrobial PVC Coating
Inhibits growth of bacteria, mold and mildew on the gas connector



The Dormont Safety System™ is the first and only complete gas equipment connection system specifically engineered for the commercial kitchen. It is a complete system of connection products designed with the safety of your kitchen, the food you serve, your employees, and your business in mind.

The Safety System includes the famous Dormont Blue Hose and our exclusive safety-bassed fittings - the SnapFast quick-disconnect, the Safety Quik quick-disconnect valve, and the Swivel MAX. Safe, unique and affordable, the Dormont Safety System provides peace of mind for the gas connections in your commercial kitchen.



Safety Quik

- Prevents user from turning on gas while appliance is disconnected
- Thermal shut-off when internal temperature exceeds 350°F (177°C)



SnapFast

- One-handed quick-disconnect fitting
- Thermal shut-off when internal temperature exceeds 350°F (177°C)



Swivel MAX

- Reduces stress on connector
- Increases kitchen aisle space by allowing connector to be positioned closer to the wall



Restraining Cable

- Prevents transmission of strain to connector
- Provided 1" shorter than the gas connector









Safety-Set

- Ensures cooking equipment is always positioned in design-specified location
- Fast installation with choice of adhesive foam tape or thumbscrews



A Watts Water Technologies Company USA, 6015 Enterprise Drive, Export, PA 15632 • 1-800-DORMONT • Dormont.com

| KIT SOLUTIONS | 50 = ½" ID 75 = ¾" ID 100 = 1" ID 125 = 1-¼" ID | BTU/hr Minimum Flow Capacity* |  |  |  |  |  |  |
|---|--|--|---|---|---|---|---|---|
| | PART NUMBER | | THE BLUE HOSE™ | SnapFast® QUICK-DISCONNECT | Swivel MAX® 1st SWIVEL | Swivel MAX® 2nd SWIVEL | Safety Quik® VALVE | RESTRAINING CABLE |
| Standard Kit (KIT)¹ The Dormont Blue Hose™ SnapFast Quick-Disconnect Restraining Cable | 1650KIT36 | 77K | ✓ | ✓ | | | | ✓ |
| | 1650KIT48 | 68K | ✓ | ✓ | | | | ✓ |
| | 1650KIT60 | 60K | ✓ | ✓ | | | | ✓ |
| | 1675KIT36 | 218K | ✓ | ✓ | | | | ✓ |
| | 1675KIT48 | 180K | ✓ | ✓ | | | | ✓ |
| | 1675KIT60 | 158K | ✓ | ✓ | | | | ✓ |
| | 16100KIT36 | 379K | ✓ | ✓ | | | | ✓ |
| | 16100KIT48 | 334K | ✓ | ✓ | | | | ✓ |
| 16100KIT60 | 294K | ✓ | ✓ | | | | ✓ | |
| Single Swivel MAX Kit (KITS)² The Dormont Blue Hose™ SnapFast Quick-Disconnect One Swivel MAX Swivel Restraining Cable | 1650KITS36 | 72K | ✓ | ✓ | ✓ | | | ✓ |
| | 1650KITS48 | 63K | ✓ | ✓ | ✓ | | | ✓ |
| | 1650KITS60 | 56K | ✓ | ✓ | ✓ | | | ✓ |
| | 1675KITS36 | 203K | ✓ | ✓ | ✓ | | | ✓ |
| | 1675KITS48 | 167K | ✓ | ✓ | ✓ | | | ✓ |
| | 1675KITS60 | 147K | ✓ | ✓ | ✓ | | | ✓ |
| | 16100KITS36 | 353K | ✓ | ✓ | ✓ | | | ✓ |
| | 16100KITS48 | 310K | ✓ | ✓ | ✓ | | | ✓ |
| 16100KITS60 | 274K | ✓ | ✓ | ✓ | | | ✓ | |
| Double Swivel MAX Kit (KIT2S)³ The Dormont Blue Hose™ SnapFast Quick-Disconnect Two Swivel MAX Swivels Restraining Cable | 1650KIT2S36 | 69K | ✓ | ✓ | ✓ | ✓ | | ✓ |
| | 1650KIT2S48 | 60K | ✓ | ✓ | ✓ | ✓ | | ✓ |
| | 1650KIT2S60 | 54K | ✓ | ✓ | ✓ | ✓ | | ✓ |
| | 1675KIT2S36 | 193K | ✓ | ✓ | ✓ | ✓ | | ✓ |
| | 1675KIT2S48 | 160K | ✓ | ✓ | ✓ | ✓ | | ✓ |
| | 1675KIT2S60 | 140K | ✓ | ✓ | ✓ | ✓ | | ✓ |
| | 16100KIT2S36 | 336K | ✓ | ✓ | ✓ | ✓ | | ✓ |
| | 16100KIT2S48 | 295K | ✓ | ✓ | ✓ | ✓ | | ✓ |
| 16100KIT2S60 | 261K | ✓ | ✓ | ✓ | ✓ | | ✓ | |
| Safety Quik Kit (KITCF)⁴ The Dormont Blue Hose™ Safety Quik Quick-Disconnect Restraining Cable | 1650KITCF36 | 77K | ✓ | | | | ✓ | ✓ |
| | 1650KITCF48 | 68K | ✓ | | | | ✓ | ✓ |
| | 1650KITCF60 | 60K | ✓ | | | | ✓ | ✓ |
| | 1675KITCF36 | 218K | ✓ | | | | ✓ | ✓ |
| | 1675KITCF48 | 180K | ✓ | | | | ✓ | ✓ |
| | 1675KITCF60 | 158K | ✓ | | | | ✓ | ✓ |
| | 16100KITCF36 | 379K | ✓ | | | | ✓ | ✓ |
| | 16100KITCF48 | 334K | ✓ | | | | ✓ | ✓ |
| 16100KITCF60 | 294K | ✓ | | | | ✓ | ✓ | |
| Safety Quik Single Swivel MAX Kit (KITCFS)⁵ | 1650KITCFS36 | 72K | ✓ | | ✓ | | ✓ | ✓ |
| | 1650KITCFS48 | 63K | ✓ | | ✓ | | ✓ | ✓ |
| | 1650KITCFS60 | 56K | ✓ | | ✓ | | ✓ | ✓ |
| | 1675KITCFS36 | 203K | ✓ | | ✓ | | ✓ | ✓ |
| | 1675KITCFS48 | 161K | ✓ | | ✓ | | ✓ | ✓ |
| | 1675KITCFS60 | 147K | ✓ | | ✓ | | ✓ | ✓ |
| | 16100KITCFS36 | 353K | ✓ | | ✓ | | ✓ | ✓ |
| | 16100KITCFS48 | 310K | ✓ | | ✓ | | ✓ | ✓ |
| 16100KITCFS60 | 274K | ✓ | | ✓ | | ✓ | ✓ | |

¹ Includes Full Port Gas Valve and (2) 90° Street Elbows

² Includes Full Port Gas Valve and (1) 90° Street Elbow

³ Includes Full Port Gas Valve

⁴ Includes (2) 90° Street Elbows

⁵ Includes (1) 90° Street Elbow

Indicates most commonly stocked item

*BTU/hr Minimum Flow Capacity (0.64 Sp.Gr., 1000 BTU/ft³ Natural Gas at 0.5" wc pressure drop)

ADDITIONAL CONFIGURATIONS ARE AVAILABLE IN OUR CATALOG.



Add PS to the end of any part number to include the Safety-Set® wheel placement system



We guarantee our commercial gas connectors for the life of the original appliance to which it is connected.