



Enterprise®

POS/LOGISTICS SCALES



DETECTO APS30
with optional APSRD
remote display

DETECTO APS15 with
optional APSPOST tower
and APSRD remote display



Retail Point-of-Sale
WEIGHING



Cash Register + PC Connectivity

DETECTO's USA-made Enterprise® APS series scales connect to most point-of-sale systems for checkout applications and to personal computers for many other applications that require weight data.



Enterprise®

POS/LOGISTICS SCALES

DETECTO
Model APS15

EASY INTEGRATION


Compatible with most cash register systems and PC applications

HIGHLY ACCURATE

Accuracies as fine as 0.1 ounces for weighing the smallest of items

USA-MADE QUALITY

American-made quality in scale manufacturing since 1900

- Capacities Available from 160 Ounces up to 250 Pounds
- NTEP Legal-for-Trade Wireless Capability 
- Tower Display and Remote Display Mounting Options

4 Platform Sizes
6 Capacities
USA-Made




The Enterprise® series retail point-of-sale scales offer a multitude of stainless steel platform sizes to choose from (6 x 10 inch up to 18 x 18 inch) and capacities ranging from 160 oz x 0.1 oz up to 250 lb x 0.1 lb.



Easy-to-read, brilliant backlit green LCD with bold digits offers high visibility in any lighting condition.

CHECKOUT • BATCHING • SELF-SERVICE

- Supports most major POS protocols
- Heavy-duty construction
- USA-made quality (ISO 9001:2008 certified)
- Overload stops and bubble level
- 4 Ports: 1 USB-B and 3 RS-232 serial
- USA-made load cell
- Ball top transfer option for logistics weighing
- Adjustable digital filtering



DETECTO's StableSENSE® digital filtering removes or greatly reduces changes in the weight display resulting from movement on the scale platform and can be adjusted to digitally filter out vibrations or other noise, such as cash register conveyor belts, that might make the weight unstable.



**Brushed Stainless Steel Platform
for Long-Lasting Durability
and Easy Clean-up**

DETECTO
Model APS160

**Includes AC adapter and
one RS-232 serial cable**



RS-232 serial cable (4 ft / 122 cm long)



100-240 VAC 50/60Hz 12 VDC 1A wall
plug-in UL/CSA listed AC power adapter
(Cardinal part no. 6800-1045)

OPTIONAL ACCESSORIES



WiFi
Model APSWIFI
(60 ft. range)

Remote Display
Additional LCD display, 6 ft. cable,
wall mounting bracket, and Velcro strip
Model APSRD



Tower Post
Remote display post
(14-in / 35.5-cm high)
Model APSPOST

Ball Top Transfers

Available for 12 x 14 and
18 x 18 inch platforms
Model BT1214 / BT1818



REMOTE DISPLAY MOUNTING VARIATIONS

**Mount APSRD
on wall with included
Velcro strips**



**Mount APSRD
on wall with
mounting bracket
and screws**



**Mount APSRD
on APSPOST
display tower**



MODEL	PLATFORM SIZE	CAPACITY	INCREMENTS	DIVISIONS	LOAD CELL	SHIP WT.	UPC CODE
APS8	6 in x 10 in / 15 cm x 25 cm	15 lb	0.01 lb	1,500	TSP-10KG	10 lb / 4.5 kg	809161193107
		7.5 kg	0.005 kg	1,500			
APS10	6 in x 10 in / 15 cm x 25 cm	30 lb	0.01 lb	3,000	TSP-15KG	10 lb / 4.5 kg	809161191202
		15 kg	0.005 kg	3,000			
APS12	6 in x 10 in / 15 cm x 25 cm	160 oz	0.1 oz	1,600	TSP-10KG	10 lb / 4.5 kg	809161193206
APS160	10 in x 10 in / 25 cm x 25 cm	160 oz	0.1 oz	1,600	TSP-10KG	12 lb / 5.4 kg	809161191301
APS15	10 in x 10 in / 25 cm x 25 cm	15 lb	0.01 lb	1,500	TSP-10KG	12 lb / 5.4 kg	809161191400
		7.5 kg	0.005 kg	1,500			
APS20	10 in x 10 in / 25 cm x 25 cm	30 lb	0.01 lb	3,000	TSP-15KG	12 lb / 5.4 kg	809161193305
		15 kg	0.005 kg	3,000			
APS30	12 in x 14 in / 31 cm x 36 cm	30 lb	0.01 lb	1,500	TSP-15KG	15.4 lb / 7 kg	809161191509
		15 kg	0.005 kg	3,000			
APS70	12 in x 14 in / 31 cm x 36 cm	70 lb	0.02 lb	3,500	TSP-30KG	26 lb / 11.8 kg	809161191608
		31 kg	0.01 kg	3,500			
APS150	12 in x 14 in / 31 cm x 36 cm	150 lb	0.05 lb	3,000	TSP-100KG	33 lb / 15 kg	809161191707
		60 kg	0.02 kg	3,000			
APS250	18 in x 18 in / 46 cm x 46 cm	250 lb	0.1 lb	2,500	TSP-100KG	55 lb / 25 kg	809161191806
		113 kg	0.05 kg	2,500			

Power Supply: 100-240 VAC 50/60Hz 12 VDC 1A wall plug-in UL/CSA listed AC power adapter included (Cardinal part no. 6800-1045)


Display: 5-digit, 7-segment, 0.875-in / 22-mm high backlit bright green LCD with 0.71-in / 18-mm high digits

Interfaces: 3 RS-232 serial (1 RS-232 cable included), 1 USB-B, OPOS compatible, most POS system protocols included (Cardinal Scale/SMA, NCI/Worldship, Mettler PS, Mettler SICS)

Construction: Stainless steel weighing platform, ABS plastic indicator and mounting bracket, and steel base (APS70/150/250) or aluminum base (APS8/10/12/160/15/20/30)

Included: (1) 4-ft / 122-cm RS-232 serial cable, (1) AC power adapter, and CD-ROM with operation manual and USB driver

Detecto Scale reserves the right to improve, enhance, or modify features and specifications without prior notice.



DETECTO

A Division of Cardinal Scale Manufacturing Co.

203 E. Daugerty, Webb City, MO 64870 USA

Ph: 417-673-4631 or 1-800-641-2008 Fax: 417-673-5001

www.Detecto.com



SOLD BY: [Click here to buy now!](#)

Central
RESTAURANT PRODUCTS
WHOLESALE EQUIPMENT & SUPPLIES

1-866-285-1252

© Copyright 2014 Cardinal Scale Mfg. Co. • Printed in USA • CAR/00/0914/D278B

Mobile: m.detecto.com