



POP-UP TOASTERS

Models TPT-120, -120R, -208, -240,

The Hatco Pop-Up Toasters are economical, fast, dependable and versatile. These toasters provide even golden toasting of a variety of bread products.

FLEXIBILITY

Perfect for self-serve buffet areas and lighter volume restaurants, diners, and cafes, the Hatco Pop-Up Toasters also make a great addition to your conveyor toaster for those non-peak periods when an occasional order of toast is needed.

TPT-208, -240 models have four self-centering 1.25" (32 mm) extra wide slots.

TPT-120 model has four self-centering 1.5" (38 mm) extra wide slots.

TPT-120R model has four self-centering 1.25" (32 mm) extra wide slots. TPT-120R also includes a bagel selector switch for single (or double) sided toasting.

QUALITY

The following features assure the finest performance for years to come:

- Evenly toasts a variety of bread products including bagels, Texas toast, waffles, and English muffins.
- Durable stainless steel construction.
- Individual progressive color controls.
- Removable crumb tray for easy cleaning.
- 6' (1829 mm) cord with plug.



Model TPT-208



Model TPT-120



Model TPT-120R with bagel selector switch

Model TPT-120R



HATCO CORPORATION P.O. Box 340500 Milwaukee, WI 53234-0500 U.S.A.
 (800) 558-0607 • (414) 671-6350 • Fax (800) 543-7521 • Int'l Fax (414) 671-3976
www.hatcocorp.com • E-mail: equipsales@hatcocorp.com

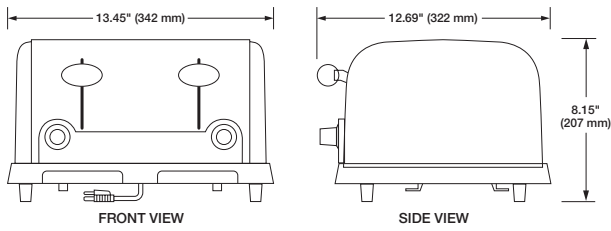
Form No. TPT Spec Sheet

Printed in U.S.A.
 July 2010

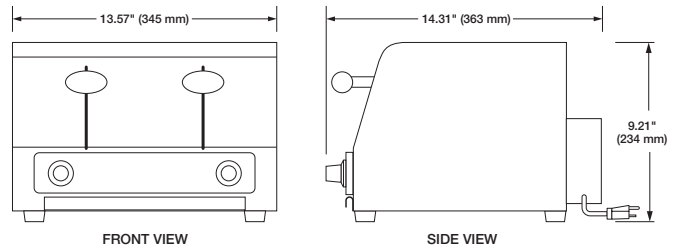


POP-UP TOASTERS

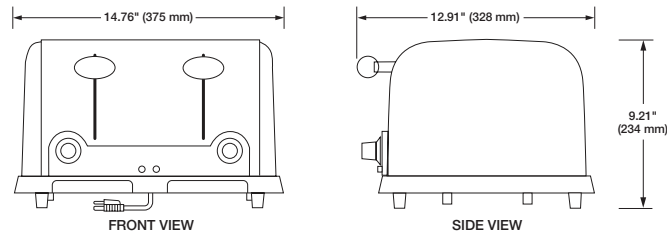
Models TPT-120, -120R, -208, -240



Model TPT-120



Models TPT-208 and TPT-240



Model TPT-120R

SPECIFICATIONS

Model	kW	Type	Shipping Weight
TPT-120	1.8	All	15 lbs. (7 kg)
TPT-120R	1.8	All	23 lbs. (10 kg)
TPT-208	2.7	All	27 lbs. (12 kg)
TPT-240	2.7	All	27 lbs. (12 kg)

† Toasting capacity may vary by product. Toasting of coated products is not recommended.

DIMENSIONS

TPT-120: 13.45"W x 12.69"D x 8.15"H (342 x 322 x 207 mm).

TPT-120R: 14.76"W x 12.91"D x 9.21"H (375 x 328 x 234 mm).

TPT-208, -240: 13.57"W x 14.31"D x 9.21"H (345 x 363 x 234 mm).

Slot Opening – TPT-120: 1.5"W x 5.25"D (38 x 133 mm).

– TPT-120R: 1.25"W x 5.25"D (32 x 133 mm).

– TPT-208, -240: 1.25"W x 5.25"D (32 x 133 mm).

VOLTAGE

TPT-120, -120R: 120 volts, 60 Hz, 1800 watts, 15.0 amps (uses NEMA 5-15P, NEMA 5-20P for Canada).

TPT-208: 208 volts, 60 Hz, 2700 watts, 13.0 amps (uses NEMA 6-15P, NEMA 6-20P for Canada).

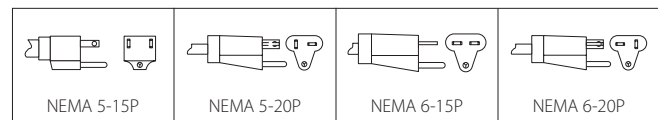
TPT-240: 240 volts, 60 Hz, 2700 watts, 11.3 amps (uses NEMA 6-15P).

CORD LOCATION

TPT-120, -120R: Bottom, back center.

TPT-208, -240: Back of unit, right side of electrical box.

PLUG CONFIGURATIONS



PRODUCT SPECS

Pop-Up Toaster

The Pop-Up Toaster shall be Model, rated atvolts, andwatts, single phase, by the Hatco Corporation, Milwaukee, WI 53234 U.S.A.

With 24/7 parts and service assistance (U.S. and Canada only). The Toaster shall consist of a rugged stainless steel body with 4 slot openings from

1.25" (32 mm) wide and 5.25" (133 mm) deep, removable crumb tray(s), resistance wire elements, and a 6' (1829 mm) cord with plug attached.

HATCO CORPORATION P.O. Box 340500 Milwaukee, WI 53234-0500 U.S.A. • (800) 558-0607 • (414) 671-6350
 Fax (800) 543-7521 • Int'l. Fax (414) 671-3976 • www.hatcocorp.com • E-mail: equipsales@hatcocorp.com