



## TOAST-QWIK® ELECTRIC CONVEYOR TOASTERS

Models TQ-400, -400BA, -400H, -800, -800BA, -800H, -800HBA, -1200, -1800, -1800BA, -1800H, -1800HBA, -10

The Hatco Toast-Qwik® is an economical conveyor toaster with fast, dependable and versatile toasting, offering 350 to 1800 slices per hour. Hatco toasters utilize conveyor speed, not temperature to determine toasting color. This method allows for *instant* adjustment of toasting time to match the bread product being toasted.

### FLEXIBILITY

For uniformly colored golden-brown toast, as well as bagels, buns, and English muffins, Toast-Qwik Conveyor Toasters provide the optimum in features, quality and value. The electronic controls precisely regulate both top and bottom heating elements for perfect toasting every time. The exclusive, patented ColorGuard sensing system monitors cabinet temperature and adjusts conveyor speed during high usage periods to assure uniform toast. The power save mode with indicator light saves energy and money during slow periods.

Hatco versatility offers standard and bagel models, as well as versions with a taller opening for thicker products and a high-speed model. The efficient design of front or rear discharge allows Toast-Qwik to be placed where it is most convenient – for sending product to operator side or customer/server.

Hatco Toast-Qwik toasters feature permanently lubricated ball bearing motor and heating elements guaranteed against burnout and breakage for two years.

### QUALITY

The following features assure the finest performance for years to come:

- ColorGuard sensing system assures toast uniformity for TQ-400, -800, -1200, and -1800 series.
- Electronic infinite controls regulate top and bottom heat.
- Easy-to-load rack with front or rear discharge.
- Power save mode conserves energy and saves money.
- Models with 2" or 3" (51 or 76 mm) high openings for all types of bread products.
- Aluminum toast collector tray for TQ-400, -800, -1200, and -1800 series prevents condensation.
- Insulation and an interior fan provide cool surface temperatures.



Model TQ-400



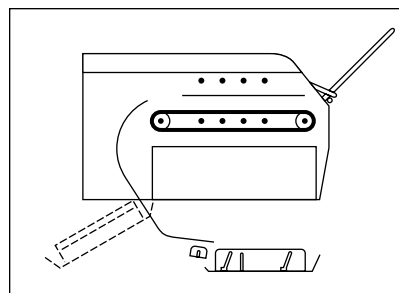
Model TQ-800HBA



Model TQ-800H



Model TQ-1800H



Product Flow



Model TQ-10

For lower volume applications, the Toast-Qwik TQ-10 model is an economical conveyor toaster with the capacity of up to 300 slices per hour. Features include independent controls for upper and lower elements allowing single- or double-side toasting, conveyor speed to determine the toast color, and an easy-to-load rack with front or rear discharge. Durable painted steel top and aluminized steel construction assures years of trouble-free service.



HATCO CORPORATION P.O. Box 340500 Milwaukee, WI 53234-0500 U.S.A.  
 (800) 558-0607 • (414) 671-6350 • Fax (800) 543-7521 • Int'l Fax (414) 671-3976  
[www.hatcocorp.com](http://www.hatcocorp.com) • E-mail: [equipsales@hatcocorp.com](mailto:equipsales@hatcocorp.com)

Form No. TQ Spec Sheet

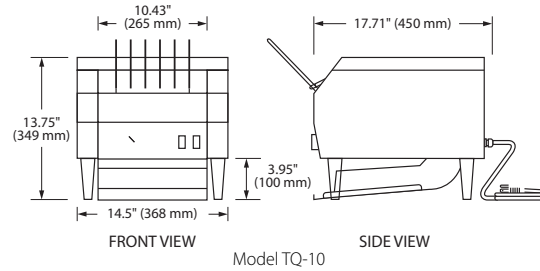
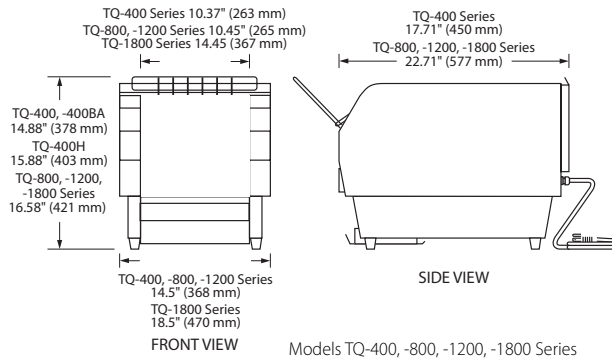
Printed in U.S.A.  
 December 2009

METAL SHEATHED HEATING ELEMENTS GUARANTEED AGAINST BURNOUT AND BREAKAGE FOR TWO YEARS.



# TOAST-QWIK<sup>®</sup> ELECTRIC CONVEYOR TOASTERS

Models TQ-400, -400BA, -400H, -800, -800BA, -800H, -800HBA, -1200, -1800, -1800BA, -1800H, -1800HBA, -10



## DIMENSIONS

TQ-400, -400BA: 14.5"W x 17.71"D x 14.88"H (368 x 450 x 378 mm).

TQ-400H: 14.5"W x 17.71"D x 15.88"H (368 x 450 x 403 mm).

Tray extends 2.5" (64 mm) in rear.

TQ-800 Series, -1200: 14.5"W x 22.71"D x 16.58"H (368 x 577 x 421 mm).

Tray extends 6.5" (165 mm) in rear.

TQ-1800 Series: 18.5"W x 22.71"D x 16.58"H (470 x 577 x 421 mm).

Tray extends 6.5" (165 mm) in rear.

TQ-10: 14.5"W x 17.71"D x 13.75"H (368 x 450 x 349 mm).

## Maximum Product Size:

TQ-400, -400BA, -800, -800BA, -1200: 9.58"W x 1.75"H (244 x 44 mm).

TQ-400H, -800H, -800HBA: 9.58"W x 2.75"H (244 x 70 mm).

TQ-1800, -1800H, -1800BA: 13.58"W x 1.75"H (346 x 44 mm).

TQ-1800HBA: 13.58"W x 2.75"H (346 x 70 mm).

TQ-10: 9.58"W x 1.5"H (244 x 38 mm).

## VOLTAGE

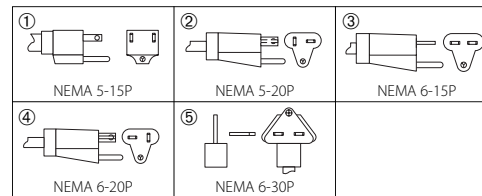
TQ-400, -10 Series: 120, 208, and 240 volts, 60 Hz, single phase.

TQ-800, -1200, -1800 Series: 208 and 240 volts, 60 Hz, single phase.

## CORD LOCATION

Bottom right corner on back of unit.

## PLUG CONFIGURATIONS



## AMP RATING & PLUG SUPPLIED

Model	120V	208V	240V
TQ-400	15.0 amps ①	②*	10.7 amps ③
TQ-400BA	14.8 amps ①	②*	9.3 amps ③
TQ-400H	—	10.7 amps ③	9.3 amps ③
TQ-800, -800H	—	16.0 amps ④	13.9 amps ③ ④*
TQ-800BA, -800HBA	—	15.8 amps ④	13.7 amps ③ ④*
TQ-1200	—	19.4 amps ⑤	16.8 amps ⑤
TQ-1800	—	21.4 amps ⑤	18.5 amps ⑤
TQ-1800H	—	22.4 amps ⑤	19.4 amps ⑤
TQ-1800BA, -1800HBA	—	22.0 amps ⑤	19.1 amps ⑤
TQ-10	15.0 amps ①	②*	8.8 amps ③

\*For Canada.

## SPECIFICATIONS

Model	kW	Type	Cap./Min.†	Shipping Weight
TQ-400	1.8*	All	6 slices	46 lbs. (21 kg)
TQ-400BA▼	1.8	Bagels or Buns	6 slices	46 lbs. (21 kg)
TQ-400H	2.2	All	6 slices	48 lbs. (22 kg)
TQ-800	3.3	All	14 slices	52 lbs. (24 kg)
TQ-800BA▼	3.3	Bagels or Buns	14 slices	52 lbs. (24 kg)
TQ-800H	3.3	All	13 slices	52 lbs. (24 kg)
TQ-800HBA▼	3.3	Bagels or Buns	14 slices	52 lbs. (24 kg)
TQ-1200	4.0	All	20 slices	52 lbs. (24 kg)
TQ-1800	4.4	All	30 slices	75 lbs. (34 kg)
TQ-1800BA▼	4.6	Bagels or Buns	30 slices	75 lbs. (34 kg)
TQ-1800H	4.6	All	20 slices	75 lbs. (34 kg)
TQ-1800HBA▼	4.6	Bagels or Buns	30 slices	75 lbs. (34 kg)
TQ-10	1.8	All	5 slices	34 lbs. (15 kg)

† Toasting capacity may vary by product. Toasting of coated products is not recommended.

\* 120 volts only. 2.2 kW for 208 and 240 volt models.

▼ BA models toast one side only.

Toast-Qwik can be shipped United Parcel Service or FedEx Small Package.

## Selector Chart

(Based on serving 2 slices per customer.)

Number of Customers	Serving Time			
	TQ-400, -400BA, -400H, TQ-10	TQ-800, -800BA, -800H, -800HBA	TQ-1200, -1800H	TQ-1800, -1800BA, -1800HBA
30	12 Minutes	5 Minutes	3 Minutes	2 Minutes
60	24 Minutes	9 Minutes	6 Minutes	4 Minutes
90	36 Minutes	13 Minutes	9 Minutes	6 Minutes
120	48 Minutes	18 Minutes	12 Minutes	8 Minutes

## OPTIONS (NOT FOR RETROFIT)

- Automatic Power Save Mode (TQ-400, -800, -1200, -1800 Series only)
- Extended Feed Guide (Adds 3" (76 mm)) (TQ-400, -800, -1200, and -1800 Series only)
- Control Cover

## PRODUCT SPECS

### Conveyor Toaster

The electric Conveyor Toaster shall be a Hatco Model ... as manufactured by the Hatco Corporation, Milwaukee, WI 53234 U.S.A.

With 24/7 service (U.S. and Canada only), the toaster shall have the capacity to toast up to ... pieces per minute and it shall be rated at ... kW, ... volts, single phase.

The toaster shall be of stainless steel (or aluminized TQ-10) design and shall include a front mounted control panel with state-of-the-art

## ACCESSORIES

- 20 Amp Receptacle, 125V (NEMA 5-20R)
- 20 Amp Receptacle, 250V (NEMA 6-20R)
- 30 Amp Receptacle, 250V (NEMA 6-30R)

electronic top and bottom heat controls, ColorGuard sensing system (patented), variable speed control, power save mode with indicator light and a toast collector pan (except TQ-10).

The toaster will have metal sheathed heating elements and factory attached UL listed cord and plug.

TQ-10 will have a durable painted steel top and aluminized steel construction with controls for power, heating elements, and conveyor speed.

HATCO CORPORATION P.O. Box 340500 Milwaukee, WI 53234-0500 U.S.A. • (800) 558-0607 • (414) 671-6350  
Fax (800) 543-7521 • Int'l. Fax (414) 671-3976 • www.hatcocorp.com • E-mail: equipsales@hatcocorp.com