



Item # _____

Job _____



Accessories — Super Erecta Pro™

ACCESSORIES COMPATIBLE WITH SUPER ERECTA PRO™ SHELVES

Accessories contained in this catalog sheet are NSF listed.



8" (203mm) Universal Shelf Divider

- **Maximum flexibility:** Can be repositioned along the entire shelf.
- **Three-piece design:** Clips connect to any open grid or wire shelf; divider panel then drops into place.
- **Corrosion proof:** Polymer (high-density polypropylene).

Nominal Length (in.)	(mm)	Compatible with Shelf Depths		Approx. Pkd. Wt.		Model No.
		(in.)	(mm)	(lbs.)	(kg)	
18	457	18, 21	457, 530	2.25	1.0	MUD18-8
24	610	24	610	2.75	1.3	MUD24-8



Replacement clips: DCLIP bag of (2).

Note: MUD18-8 can mount to 21" (530mm) deep shelves.

Note: Super Erecta Pro shelves are also compatible with polymer divider model numbers MQD18-8 and MQD24-8. See catalog sheet 9.25 for more information.

Shelf-to-Shelf Dividers

- Create full height compartments to fully organize the storage cube between two shelves.
- Can be used as a side ledge or interior divider.
- Consists of a divider assembly and (4) mounting clips
Divider assembly: High-density polypropylene 4" (102mm) panels and stainless steel rods.
Mounting clips: High-density polyethylene (HDPE)

Fits Shelf Depth (in.)	(mm)	Nominal Height (in.)	(mm)	Approx. Pkd. Wt.		Model No.
				(lbs.)	(kg)	
18, 21	457, 530	16	406	2.3	1.0	MD18-16
18, 21	457, 530	20	508	2.5	1.1	MD18-20
18, 21	457, 530	24	610	3.8	1.7	MD18-24
24	610	16	406	2.8	1.2	MD24-16
24	610	20	508	3.0	1.3	MD24-20
24	610	24	610	4.4	2.0	MD24-24



Replacement mounting clips may be ordered.
RPM3-S2SBAG bag of (4) clips



InterMetro Industries Corporation
North Washington Street
Wilkes-Barre, PA 18705
www.metro.com





ACCESSORIES — SUPER ERECTA PRO™

Label Holders

- Plastic holder snaps onto shelf edge to accommodate a 1" (25mm) adhesive label. Label not included.
- Optional label holder covers exist. Cover snaps onto the label holder to hold a non-adhesive label in place or to protect any label from dirt and moisture.


Fits Shelf Length (in.) (mm)		Actual Length (in.) (mm)		Approx. Pkd. Wt. (lbs.) (kg)		Label Holder Model No.	Label Holder Cover Model No.
All		4	102	0.03	0.01	Q04LH	Q04LHC
24	610	17 ⁵ / ₈	448	0.14	0.06	Q24LH	Q24LHC
30	760	23 ⁵ / ₈	600	0.24	0.10	Q30LH	Q30LHC
36	914	29 ⁵ / ₈	752	0.30	0.13	Q36LH	Q36LHC
42	1066	35 ⁵ / ₈	905	0.35	0.15	Q42LH	Q42LHC
48	1219	41 ⁵ / ₈	1057	0.40	0.18	Q48LH	Q48LHC
54	1370	47 ⁵ / ₈	1210	0.45	0.20	Q54LH	Q54LHC
60	1524	53 ⁵ / ₈	1362	0.50	0.22	Q60LH	Q60LHC
72	1825	59 ⁵ / ₈	1514	0.60	0.27	Q72LH	—



Color Shelf Markers

- Attach easily to shelf for content identification.
- Available in seven standard colors

Color	Length (in.) (mm)		Approx. Pkd. Wt. (lbs.) (kg)		Model No.
Blue	6	152	0.05	0.02	CSM6-BQ
Green	6	152	0.05	0.02	CSM6-GQ
Red	6	152	0.05	0.02	CSM6-RQ
Tan	6	152	0.05	0.02	CSM6-TQ
White	6	152	0.05	0.02	CSM6-WQ
Yellow	6	152	0.05	0.02	CSM6-YQ
Gray	6	152	0.05	0.02	CSM6-GRQ

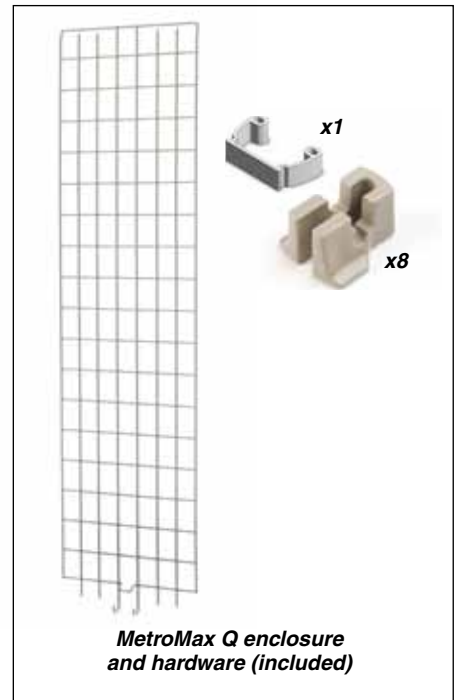



Enclosure Panel Options

- Compatible with Super Erecta enclosures. Standard finishes are chrome and stainless steel. See spec sheet 10.04 for details. For enclosures with Metroseal 3 finish, please consult your Metro representative.

Note: Order one adapter hardware bag per enclosure to attach to a Super Erecta Pro shelf (**Model No. Q9970**).
- Compatible with MetroMax i/ MetroMax Q taupe epoxy enclosure panels. The polymer mounting clamps for MetroMax Q secure the enclosure to a Super Erecta Pro unit. See spec sheet 9.25 for part numbers.

Note: To use the MetroMax i/MetroMax Q enclosures the bottom shelf on the unit must be a Super Erecta Pro shelf.



ACCESSORIES — SUPER ERECTA PRO™

Cutting Board and Tray Drying Rack System

- Rack is mounted on top of the Super Erecta Pro shelf.
- Promotes safe air drying of cutting boards and trays.
- 1 1/8" (28mm) and 3" (76mm) slide spacing available.
- Tough, corrosion-resistant taupe epoxy finish.

Fits Shelf		Upright Spacing		Upright Height		Tray Capacity	Approx. Pkd. Wt.		Model No.
(in.)	(mm)	(in.)	(mm)	(in.)	(mm)		(lbs.)	(kg)	
24x36	457x914	1 1/8	28	6	150	24	13.5	6.1	MTR2436XE
24x48	457x1219	1 1/8	28	6	150	34	18.0	8.2	MTR2448XE
24x60	457x1524	1 1/8	28	6	150	42	22.5	10.2	MTR2460XE
24x36	457x914	3	76	6	150	10	9.8	4.4	MTR2436XEA
24x48	457x1219	3	76	6	150	14	13	5.9	MTR2448XEA
24x60	457x1524	3	76	6	150	17	16.3	7.4	MTR2460XEA



Can Rack System

- Front loading, front dispensing can rack holds eight #10 cans or twelve #5 cans.
- Tough, corrosion-resistant taupe epoxy finish.


Model No.	Overall Width/Length/Height			Approx. Pkd. Wt.			
	(in.)	(mm)	(mm)	(lbs.)	(kg)		
CR24E	7 7/8	25 5/16	15	200	643 x 381	10	4.5



Super Slide

- Easily attaches to the shelf frame (under the mats) and is sized to hold 3", 5", 6", and 8" (76, 127, 152, 203mm) tall tote boxes.
- Corrosion-resistant taupe epoxy finish.
- Totes sold separately.

Width		Length		Height		Approx. Pkd. Wt.		Model No.
(in.)	(mm)	(in.)	(mm)	(in.)	(mm)	(lbs.)	(kg)	
20 3/8	520	21 5/8	550	10 1/4	260	5 1/4	2	MQSS2E



Adjustable Slides

- Slides can be adjusted left to right to accommodate a variety of pan, tray, and container sizes.
- Corrosion-resistant taupe epoxy finish.
- Shelves must be spaced 20" (508mm) apart.
- Can be used in conjunction with 20" (508mm) tall shelf to shelf dividers.

Fits Shelf Width		Length	Approx. Pkd. Wt.		Model No.
(in.)	(mm)		(lbs.)	(kg)	
18	457	Adjustable	10 3/4	5	MQ18SE
24	610	Adjustable	12 3/4	6	MQ24SE





ACCESSORIES — SUPER ERECTA PRO™

10.81

Super Erecta Pro shelves are also compatible with the following accessories:



Stem Casters
(Cat. Sheet #11.20)



Super Erecta handles for carts (Cat. Sheet #11.40)



One-Piece utility cart handles (Cat. Sheet #12.20)



Three-sided double snake frames (Cat. Sheet #10.04)

Super Erecta Pro shelves are compatible with the following products:

Wall Mounts



Post-Type Wall Mounts
(Cat. Sheet #10.40)



Direct Wall Mounts
(Cat. Sheet #10.40)



SmartWall G3
(Cat. Sheet #10.42)

Security Units



Super Erecta Security Units
(Cat. Sheet #14.01)

- Super Erecta Pro shelves can be used as intermediate shelves

High-Density Systems



qwikTRAK (Cat. Sheet #11.15)



Top-Track (Cat. Sheet #11.12)

All Metro Catalog Sheets are available on our Web Site: www.metro.com



InterMetro Industries Corporation

North Washington Street, Wilkes-Barre, PA 18705

Phone: 570-825-2741

Fax: 570-825-2852

For Product Information:

U.S. and Canada: 1.800.992.1776

Outside U.S. and Canada: www.metro.com/contactus

Central Restaurant Products

L02-185

Printed in U.S.A. 11/10

Information and specifications are subject to change without notice. Please confirm at time of order.

Copyright © 2010 InterMetro Industries Corp.

Accessories — Super Erecta Pro™

