



MagiKitch'n® LPAGA series charbroilers are designed for all your outdoor charbroiling needs—from broiling and grilling to steaming, roasting, and holding—all in a single piece of equipment. These high production charbroilers are available in 30" and 60" widths with four or eight burners. All models come standard with an all-stainless exterior, nickel-chrome-plated top grates, and a crossover pilot tube system for added safety.

Base models come with stainless steel, front-mounted work decks, stand, legs, and casters, side-removable grease/water pans, smoke & roast roll-top hoods, and mobile tank caddies. Built-in models include front-removable grease/water pans.

Choose from a variety of models (-S, -T & -B) and other options such as griddle plates, steamer systems, and wind/splash guards, for added performance.

### FEATURES AT A GLANCE

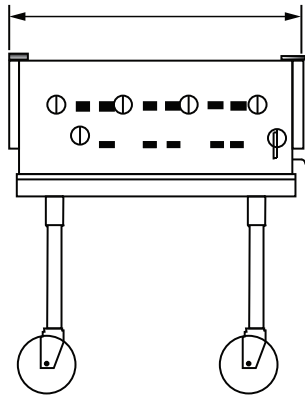
- 20,000 BTUH steel burners every 7" (178 mm)
- 40 lb. LP tanks
- Propane tank caddy
- Individually operated control valves
- Smoke & roast roll-top hood; (1) 30" (762 mm) or (2) 30" (762 mm) with 60" models
- LP liquid propane or NG natural gas
- Crossover pilot tube system
- Stainless steel radiants
- Heavy-duty, nickel-chrome-plated top grates
- 8" (203 mm) stainless steel, front-mounted work deck
- Stainless steel exterior
- All-weather covers (excluding built-in models)
- Slide-removable water/grease pans
- Pressure regulator
- Set of four heavy-duty, stainless steel legs with casters (two with locks)
- Built-in models
- One-year limited warranty

### OPTIONS & ACCESSORIES

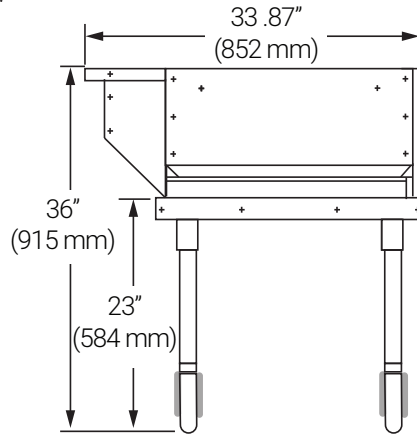
- Stainless steel undershelves
- 30" (762 mm) wide in-line griddle plate
- 11" (279 mm) wide removable griddle plate
- Wind/splash guards; 30" (762mm)
- Steamer system; 15" (381 mm) wide (pans not included)
- 40lb. LP Tanks - Additional
- Large Casters - For LPAGA-S models
- Gas manifold on left or right side - For LPAGA-30B models

### EQUIPMENT DIMENSIONS

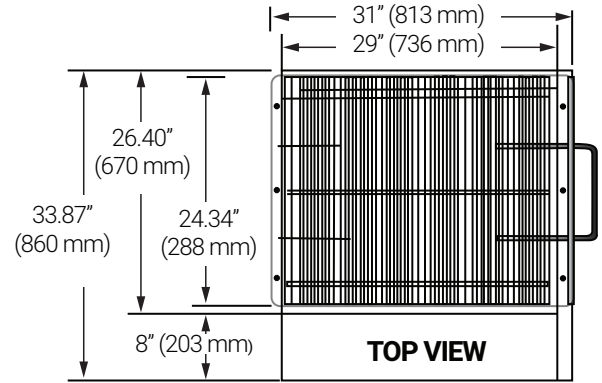
See model widths in chart below



FRONT VIEW



SIDE VIEW



TOP VIEW

### MECHANICAL SPECIFICATIONS

Model #	BTU	KW	# Grates	# Burners	Broiling Area	Overall Dim (W x H x D)*	Carton Dim (W x H x D)	Cubic Feet	Cubic Feet	Ship Wt.
LPAGA-30	80,000	23.44	1	4	29" x 24" (736 x 610)	31" x 36" x 33.87" (787 x 915 x 860)	49" x 42" x 44" (1245 x 1067 x 1118)	10.8	.30	300 (136kg)
LPAGA-60	160,000	46.88	2	8	58" x 24" (1473 x 610)	62" x 36" x 33.87" (1575 x 915 x 860)	69" x 43" x 36" (1753 x 1092 x 914)	20.8	.58	500 (227kg)

\*Height includes legs

### GAS CONNECTIONS

Model #	Gas	Connection	# of Connections
LPAGA-30	LP	3/8" NPT	1
LPAGA-60	LP	3/8" NPT	2
LPAGA-30	NAT	3/8" NPT	1
LPAGA-60	NAT	3/4" NPT	1



Freight Class: 70  
FOB: 37166

MagiKitch'n reserves the right to modify specifications or discontinue models without incurring obligation. Dimensions nominal.