

Mobile Self-Leveling Cabinets

Adjust-a-Fit® Adjustable Diameter - Unheated



Model 925

Adjustable Diameter And Dispensing Height Adjustments Without Tools

- Four tube sizes, each with a 3-1/4" diameter adjustment range.
- Height adjustment springs detach and attach from inside the dispenser. No need to remove dispenser from mobile unit.
- All-welded stainless steel construction.
- Corner bumpers protect cabinet, furniture and doors.
- Easy-Glide™ design provides quiet, non-stick operation.
- 4" Lake-Glide® casters - all swivel, 2 each with brake.



Specifications

Mobile Cabinet: Mobile cabinets shall be of all-welded stainless steel construction, with 18 gauge top and 20-gauge sides and bottom and shall include bottom perimeter bumper. Cabinet bottom shall have center clean out hole. Casters shall be 4" (102 mm) diameter extra-load swivel (two with locking brake). Unit shall feature a heavy-duty independent undercarriage frame of galvanized steel to which casters shall be mounted. Units shall be NSF listed.

Dispenser Tubes: Dispenser tubes shall be of welded stainless steel construction and shall drop in to mobile cabinet top openings. Dispensers shall hang from cabinet opening by an 18-gauge flange ring and feature three each 22-gauge vertical side supports welded to 20-gauge bottom plate. Self-leveling dish carriage shall be of welded stainless steel construction and shall travel vertically in dispenser tube with three sets of nylon roller guides running in vertical tracks for smooth operation. Carriage shall have 22-gauge removable dish platform. Dispensers shall feature flange mounted perimeter extension springs, which are detachable from the dish carriage to provide proper dish height adjustment without tools. Dispensers shall also feature three stainless steel dish guides running the entire height of the dispenser. Dish guides shall pivot to provide diameter adjustability of 3-1/4" (83 mm) without tools or removing components to accommodate various diameter dishes. Each dispenser shall have a vertical stacking capacity of 25" (635 mm).

LAKESIDE
Ingenuity On Wheels™

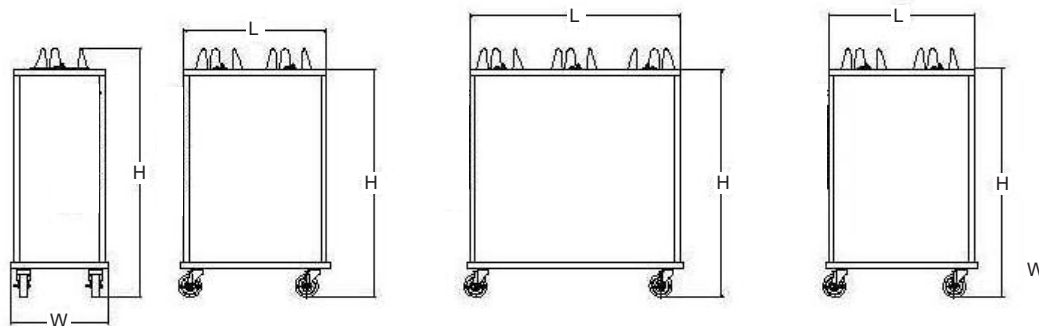
Lakeside Manufacturing, Inc.

4900 West Electric Avenue • West Milwaukee, WI 53219 U.S.A.

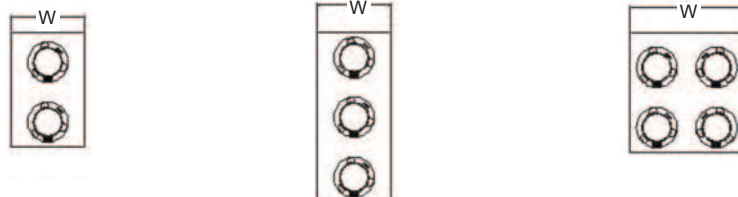
800-558-8565 • 414-902-6400 • Fax 414-902-6446 • www.eLakeside.com

Mobile Self-Leveling Cabinets

Adjust-a-Fit® Adjustable Diameter - Unheated



Top Views



AutoCAD drawings available through KCL CADalog

Dimensions

Model	Adjusts To Fit Plate Size		Overall Size							lbs.	(kg.)
			W	L	H	(W	L	H)			
2-Stack Models											
905	2-3/4" to 6"	(970 to 152)	17-1/4"	30-5/8"	39-1/8"	(438	778	994)	85	(38.6)	
915	4-1/4" to 7-1/2"	(108 to 191)	17-1/4"	30-5/8"	39-1/8"	(438	778	994)	92	(41.7)	
925	6-1/2" to 9-3/4"	(165 to 248)	17-1/4"	30-5/8"	39-1/8"	(438	778	994)	100	(45.4)	
935	8-3/4" to 12"	(222 to 305)	19-1/2"	35-1/8"	39-1/8"	(495	892	994)	115	(52.2)	
3-Stack Models											
942	2-3/4" to 6"	(970 to 152)	17-1/4"	45"	39-1/8"	(438	1145	994)	112	(50.8)	
952	4-1/4" to 7-1/2"	(108 to 191)	17-1/4"	45"	39-1/8"	(438	1145	994)	120	(54.4)	
962	6-1/2" to 9-3/4"	(165 to 248)	17-1/4"	45"	39-1/8"	(438	1145	994)	132	(59.9)	
972	8-3/4" to 12"	(222 to 305)	19-3/16"	51-13/16"	39-1/8"	(487	1316	994)	152	(69.0)	
4-Stack Models											
908	4-1/4" to 7-1/2"	(108 to 191)	26-1/8"	27-1/4"	39-1/8"	(664	692	994)	127	(57.6)	
918	6-1/2" to 9-3/4"	(165 to 248)	26-1/8"	27-1/4"	39-1/8"	(664	692	994)	131	(59.4)	
928	8-3/4" to 12"	(222 to 305)	30-5/8"	30-5/8"	39-1/8"	(778	778	994)	153	(69.4)	

Measurements in () denote metric millimeters, unless otherwise specified.

OPTIONAL ACCESSORIES

- Stainless steel dispenser tube covers
- Laminate or vinyl decorative exterior finishes
- Full-perimeter bumper
- 208/240 VAC 60Hz (heated models)
- 220 VAC 50 Hz (heated models)



Lakeside Manufacturing, Inc.

4900 West Electric Avenue • West Milwaukee, WI 53219 U.S.A.

800-558-8565 • 414-902-6400 • Fax 414-902-6446 • www.eLakeside.com

Mobile Self-Leveling Cabinets

Adjust-a-Fit® Adjustable Diameter - Heated



Model 927

Adjustable Diameter And Dispensing Height Adjustments Without Tools

- Four tube sizes, each with a 3-1/4" diameter adjustment range.
- Height adjustment springs detach and attach from inside the dispenser. No need to remove dispenser from mobile unit.
- All-welded stainless steel construction.
- Corner bumpers protect cabinet, furniture and doors.
- Easy-Glide™ design provides quiet, non-stick operation.
- Each heated dispenser features its own thermostatic control.
- 4" Lake-Glide® casters - all swivel, 2 each with brake.



Specifications

Mobile Cabinet: Mobile cabinets shall be of all-welded stainless steel construction, with 18 gauge top and 20-gauge sides and bottom and shall include bottom perimeter bumper. Cabinet bottom shall have center clean out hole. Casters shall be 4" (102 mm) diameter extra-load swivel (two with locking brake). Unit shall feature a heavy-duty independent undercarriage frame of galvanized steel to which casters shall be mounted. Units shall be NSF listed.

Dispenser Tubes: Dispenser tubes shall be of welded stainless steel construction and shall drop in to mobile cabinet top openings. Dispensers shall hang from cabinet opening by an 18-gauge flange ring and feature three each 22-gauge vertical side supports welded to 20-gauge bottom plate. Self-leveling dish carriage shall be of welded stainless steel construction and shall travel vertically in dispenser tube with three sets of nylon roller guides running in vertical tracks for smooth operation. Carriage shall have 22-gauge removable dish platform. Dispensers shall feature flange mounted perimeter extension springs, which are detachable from the dish carriage to provide proper dish height adjustment without tools. Dispensers shall also feature three stainless steel dish guides running the entire height of the dispenser. Dish guides shall pivot to provide diameter adjustability of 3-1/4" (83 mm) without tools or removing components to accommodate various diameter dishes. Each dispenser shall have a vertical stacking capacity of 26" (660 mm).

Heating System: Unit shall be 120 VAC 60 Hz and shall have 6' (1829 mm) coiled power supply cord with 5-15P NEMA plug (5-20P on Model 929) for 120 VAC. Cabinet shall have interior mounted electrical junction box with twist-lock receptacles for individual power to each dispenser. Dispenser tubes shall be fully enclosed in 22-gauge stainless steel, and have a circular bottom mounted 300 or 450 watt heater element to provide convection heat. Heating system shall feature thermostatic control in a tamper protective location with safe high-end shut-off. Control shall have Infinite settings between low and high temperature cut-outs. Thermostat shall be field adjustable for average interior air temperature between 100°F (38°C) and 175° F (79°C) at middle adjustable thermostatic setting. On-off switch and power indicator light shall be mounted on top flange of dispenser. Average dish temperature rise of 40°F (22°C) above ambient shall be achieved within one hour of initial heating cycle at middle adjustable thermostatic setting. Cabinet and dispenser tubes shall be U.L. listed.



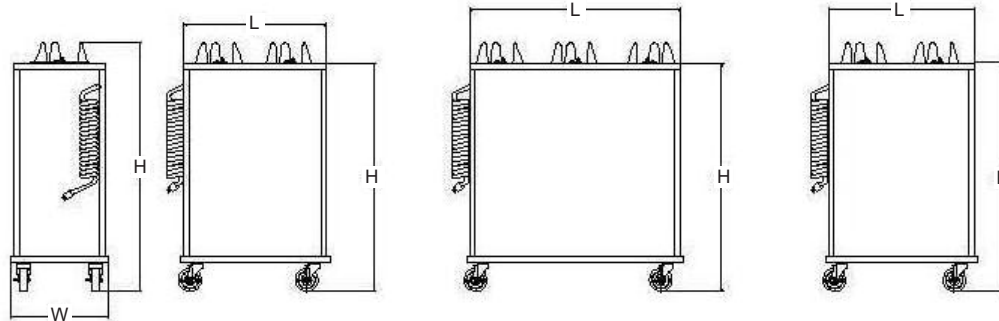
Lakeside Manufacturing, Inc.

4900 West Electric Avenue • West Milwaukee, WI 53219 U.S.A.

800-558-8565 • 414-902-6400 • Fax 414-902-6446 • www.eLakeside.com

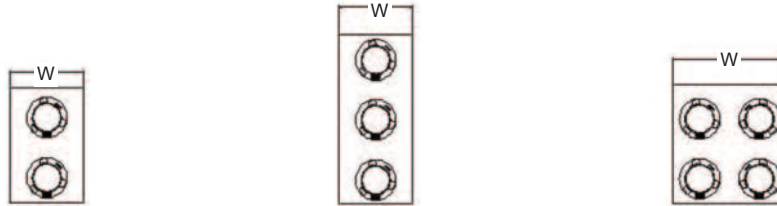
Mobile Self-Leveling Cabinets

Adjust-a-Fit® Adjustable Diameter - Heated



Top Views

AutoCAD drawings available through KCL CADalog



Dimensions

Model	Adjusts To Fit Plate Size	Overall Size							Electrical		lbs.	(kg.)
		W	L	H	(W)	L	H)	Watts	Amps			
2-Stack Models												
917	4-1/4" to 7-1/2" (108 to 191)	17-1/4"	30-5/8"	39-1/8"	(438	778	994)	600	5.0	113	(51.3)	
927	6-1/2" to 9-3/4" (165 to 248)	17-1/4"	30-5/8"	39-1/8"	(438	778	994)	900	7.5	126	(57.2)	
937	8-3/4" to 12" (222 to 305)	19-1/2"	35-1/8"	39-1/8"	(495	892	994)	900	7.5	142	(64.4)	
3-Stack Models												
955	4-1/4" to 7-1/2" (108 to 191)	17-1/4"	45"	39-1/8"	(437	937	994)	900	7.5	151	(68.5)	
965	6-1/2" to 9-3/4" (165 to 248)	17-1/4"	45"	39-1/8"	(437	1316	994)	1350	11.3	167	(75.8)	
975	8-3/4" to 12" (222 to 305)	19-3/16"	51-13/16"	39-1/8"	(487	1316	994)	1350	11.3	175	(79.4)	
4-Stack Models												
919	4-1/4" to 7-1/2" (108 to 191)	30-5/8"	30-5/8"	39-1/8"	(778	778	994)	1200	10	190	(86.2)	
929	6-1/2" to 9-3/4" (165 to 248)	30-5/8"	30-5/8"	39-1/8"	(778	778	994)	1350	11.3	196	(88.9)	

Measurements in () denote metric millimeters, unless otherwise specified.

OPTIONAL ACCESSORIES

- Stainless steel dispenser tube covers
- Laminate or vinyl decorative exterior finishes
- Full-perimeter bumper
- 208/240 VAC 60Hz (heated models)
- 220 VAC 50 Hz (heated models)



Lakeside Manufacturing, Inc.

4900 West Electric Avenue • West Milwaukee, WI 53219 U.S.A.

800-558-8565 • 414-902-6400 • Fax 414-902-6446 • www.eLakeside.com