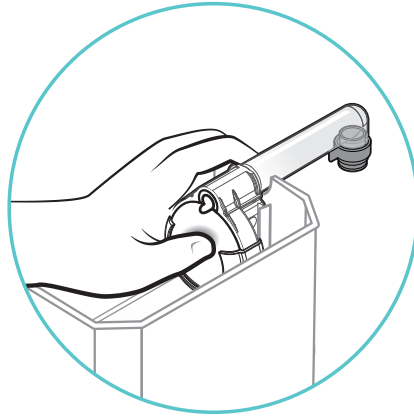


PUMP PRIMING

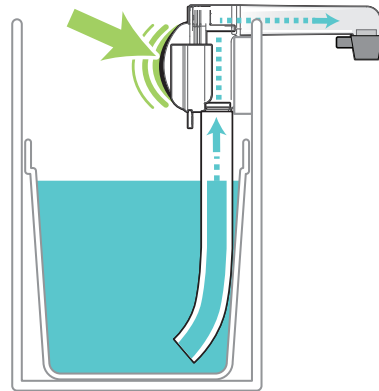


Insert jar of sanitizer gel.

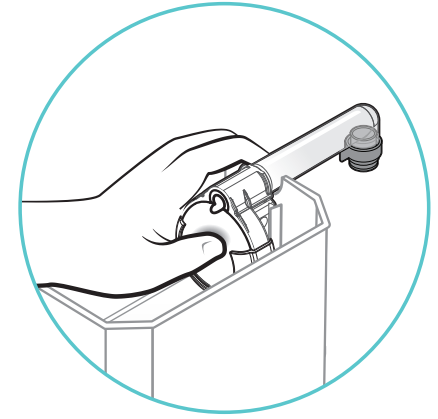
Insert pump into slots on dispenser housing.

Push dome to prime pump.

Put lid on and begin dispensing.



PUMP PRIMING

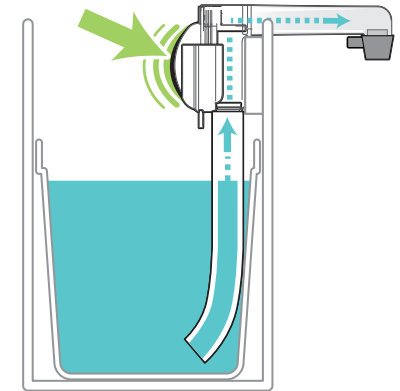


Insert jar of sanitizer gel.

Insert pump into slots on dispenser housing.

Push dome to prime pump.

Put lid on and begin dispensing.



Asept International Inc.
900 Oakmont Ln, Suite 207,
Westmont IL 60559, USA
+1 (630) 441-5656
info.us@asept.com

Asept International AB
Traktorvägen 17, SE-226 60
Lund, Sweden
+46 46 329 700
info@asept.com

www.asept.com

Available In the USA through:

nemco[®] | **FOOD
EQUIPMENT**

Nemco Food Equipment

P.O. Box 305
301 Meuse Argonne
Hicksville, OH 43526
800.782.6761

www.nemcofoodequip.com

Asept International Inc.
900 Oakmont Ln, Suite 207,
Westmont IL 60559, USA
+1 (630) 441-5656
info.us@asept.com

Asept International AB
Traktorvägen 17, SE-226 60
Lund, Sweden
+46 46 329 700
info@asept.com

www.asept.com

Available In the USA through:

nemco[®] | **FOOD
EQUIPMENT**

Nemco Food Equipment

P.O. Box 305
301 Meuse Argonne
Hicksville, OH 43526
800.782.6761

www.nemcofoodequip.com