



Models MRS11 and MRS24 Specifications



Sprocket and chain area protected by chain and sprocket guards

Safety bar automatically shuts machine off if lifted

Four plastic scrapers easily removable for cleaning

Infeed pan guard fits over infeed pan and under safety bar for extra protection.



Heavy duty stainless steel construction

Hard chrome precision ground rollers

Quick Change Handles for easy adjustment




Rear safety switch automatically shuts machine off if rear cover is removed.

**4" legs for easy cleaning
Portable stand Available**

DIMENSIONS AND MECHANICALS

Model MRS11

Model MRS24



Dimensions:

Acme MRS11

A= 32 1/4" B= 26 1/2" C= 25"

Acme MRS24

A= 32 1/4" B= 30 1/2" C= 25"

Roller Sizes:

Top Rollers - 3 1/2" Diameter X 10" length

Bottom Rollers

MRS11 - 3 1/2" Dia X 20" Length

MRS24 - 3 1/2" Dia X 24" Length

Motor

3/4 horsepower, totally enclosed

Construction

Heavy duty welded stainless steel frame

Gear Reducer:

Heavy duty 25:1 ratio

Stop/Start:

Push Button, heavy duty

Ball Bearings:

Sealed

Voltage:

115/60, Single phase, 10.8 amps
(220V-50Hz available)

Weight:

MRS11 - 295 lbs
MRS24 - 310 lbs