

Compact Power Mixers

With 10", 12", 14" and 16" immersible Shafts



CMP400V.V. CMP350V.V. CMP300V.V. CMP250V.V.

**Compact Power Mixers
are ideal for liquefying
soups, sauces, pureeing
fruits and
vegetables with
a portable easy
to handle unit.**



All Robot Coupe Compact Power Mixers have ergonomically designed handles to reduce user fatigue, on-off control button with lock button, variable speed control button, splash guards, watertight seals, powerful motor, patented removable bell and knife assembly easily disassembled for unmatched sanitation.

- **CMP250V.V. – Variable Speed Compact Power Mixer with Mixer Attachment with 10" stainless steel immersible shaft.** Processing Capacity – 16 quarts. Variable speed of 5,000 to 10,000 RPM.
- **CMP300V.V. – Variable Speed Compact Power Mixer with Mixer Attachment with 12" stainless steel immersible shaft.** Processing Capacity – 32 quarts. Variable speed of 5,000 to 10,000 RPM.
- **CMP350V.V. – Variable Speed Compact Power Mixer with Mixer Attachment with 14" stainless steel immersible shaft.** Processing Capacity – 40 quarts. Variable speed of 5,000 to 10,000 RPM.
- **CMP400V.V. – Variable Speed Compact Power Mixer with Mixer Attachment with 16" stainless steel immersible shaft.** Processing Capacity – 55 quarts. Variable speed of 5,000 to 10,000 RPM.
- **1 year parts and labor warranty.**

Robot Coupe U.S.A., Inc.

P.O. Box 16625

Jackson, MS 39236-6625

1-800-824-1646 • (601) 898-8411

FAX: (601) 898-9134

www.robotcoupeusa.com • e-mail: info@robotcoupeusa.com

SPECIFICATIONS ON REVERSE SIDE

Specifications

STANDARD MODEL: Variable Speed Compact Power Mixer with stainless steel mixer attachment with removable stainless steel knife and mixer blade, splash guard and disassembly tool. Immersible stainless steel shaft length:

- CMP250V.V.** – 10"
- CMP300V.V.** – 12"
- CMP350V.V.** – 14"
- CMP400V.V.** – 16"

ELECTRICAL:

- CMP250V.V.** – 120V, 60Hz, single phase.
- CMP300V.V.** – 120V, 60Hz, single phase.
- CMP350V.V.** – 120V, 60Hz, single phase.
- CMP400V.V.** – 120V, 60Hz, single phase.

Contact your local electrician for local code requirements.

MOTOR:

- CMP250V.V.** – 270 Watt, Single Phase; Variable Speed 5,000-10,000.
- CMP300V.V.** – 300 Watt, Single Phase; Variable Speed 5,000-10,000.
- CMP350V.V.** – 350 Watt, Single Phase; Variable Speed 5,000-10,000.
- CMP400V.V.** – 380 Watt, Single Phase; Variable Speed 5,000-10,000.

SWITCHING: On/off control button, variable speed control, lock button for continuous operation, safety button.

PROCESSING CAPACITY:

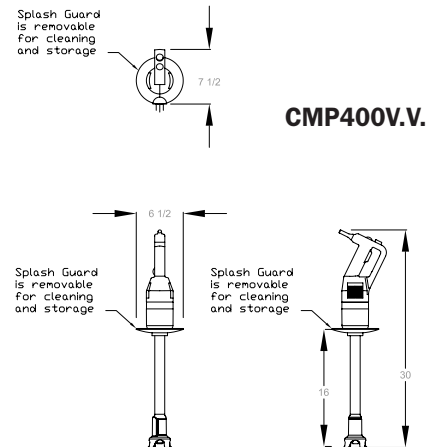
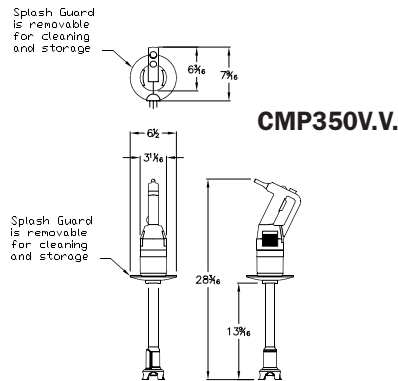
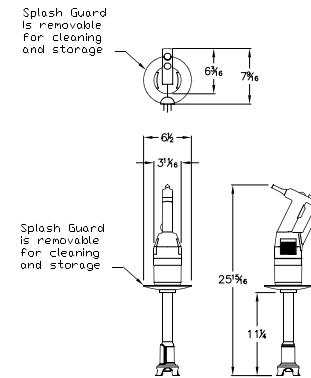
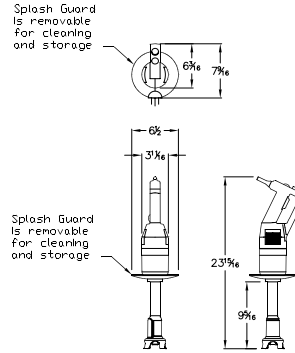
- CMP250V.V.** – Up to 16 quarts
- CMP300V.V.** – Up to 32 quarts
- CMP350V.V.** – Up to 40 quarts
- CMP400V.V.** – Up to 55 quarts

WEIGHT:

- CMP250V.V.** – 11 lbs.
- CMP300V.V.** – 11 lbs.
- CMP350V.V.** – 11 lbs.
- CMP400V.V.** – 12 lbs.

STANDARDS:

ETL electrical & sanitation,
cETL (Canada)



Robot Coupe U.S.A., Inc.

P.O. Box 16625

Jackson, MS 39236-6625

1-800-824-1646

(601) 898-8411

FAX: (601) 898-9134

www.robotcoupeusa.com

e-mail: info@robotcoupeusa.com

Distributed by: