



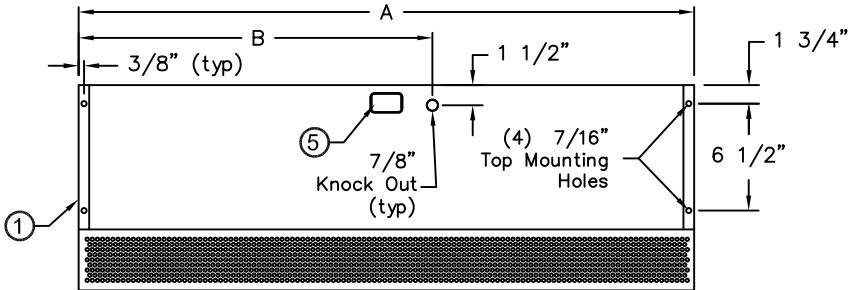

atmosphere is everything

14716 S. Broadway • Gardena, CA 90248 • USA
 TEL:(310) 532-1555 • (800) 421-1266 • FAX:(310) 324-3030
 Web Site: www.marsair.com • E-mail: info@marsair.com


PROJECT		OPTIONS/ITEMS	
TITLE			
COMMENTS		DATE 3/22/16	PAGE
		REV. NO	
MODEL NO. STD2 Series	DRAWING NO STD2U-F	DRAWN BY BH	CHECKED BY
		FILE NAME	

Unheated Drawing

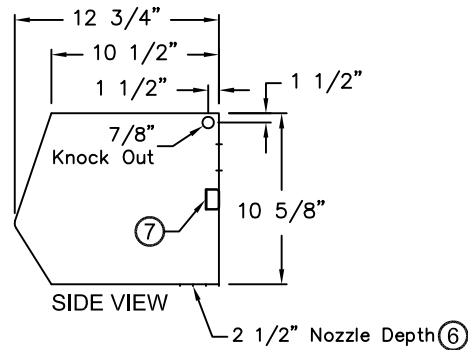
STD2 (Standard 2) Series



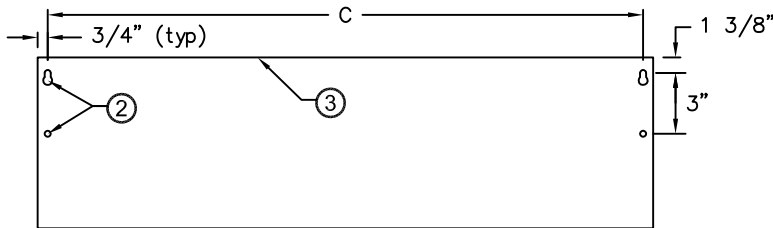
TOP VIEW



FRONT VIEW



SIDE VIEW



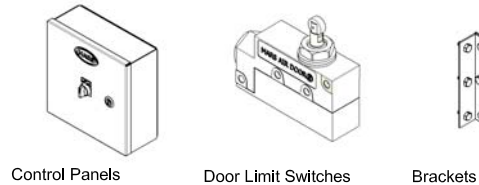
REAR VIEW



Note: Models STD260-2, STD264-2, STD278-2, STD296-3 & STD2108-2 are not AMCA Certified



(8) Recommended Accessories



Notes:

- This product is designed to meet the National Electric Code (NEC), ETL Listed (UL 507 and CSA 22.2) and AMCA 211 Certified.
- (2) 1/2" key hole slots and (2) 7/16" mounting holes provided for wall mounting and (4) 7/16" mounting holes for overhead mounting provided, (2) on each end.
- All units have a self contained one piece cabinet, fire retardant and corrosion proof paint lock metal double protected with baked on Obsidian Black color, rust preventative electrostatic polyurethane powder coating.
- Cabinet has sufficient strength for fastening to wall on both ends without intermediate support.
- Internal J-Box(es) for electrical wiring: one motor-(1) 2"x 4"; two motors-(1) 4"x 4"; three motors-(2) 4"x 4".
- Unit is to be installed such that air flow is unobstructed. Air discharge nozzle containing adjustable air directional vanes with 40° sweep front to back.
- Circuit protection as per NEC by others.
- Optional motor control panel, door limit switch and mounting brackets are field installed and/or wired by others. The door limit switch is to be mounted such that the air curtain turns on as door begins to open. To prevent unit damage, the mounting brackets must be installed such that the bottom of the air curtain is not below the door header.

*- Use corresponding letters in "Electrical Data" columns to complete the model numbers.

MODEL NUMBER	OVERALL LENGTH A (in)	KNOCKOUT LOCATION B (in)	REAR MOUNTING CENTER C (in)
STD236-1U*-OB	36	25 1/2	34 1/2
STD242-1U*-OB	42	28 1/2	40 1/2
STD248-1U*-OB	48	31 1/2	46 1/2
STD260-2U*-OB	60	37 1/2	58 1/2
STD272-2U*-OB	72	40	70 1/2
STD284-2U*-OB	84	46	82 1/2
STD296-2U*-OB	96	52	94 1/2
STD2108-3U*-OB	108	58	106 1/2
STD2120-3U*-OB	120	64	118 1/2
STD2144-3U*-OB	144	76	142 1/2

STD2 (Standard 2) Series

Unheated

Model Lengths 36" – 144"



atmosphere is everything

14716 S. BROADWAY, GARDENA, CA 90248 • Ph: (310)532-1555 Fax: (310)-532-3030 • www.marsair.com

© Copyright Mars Air Systems, LLC 2014

Unheated Data Sheet

Applications: Environmental Separation (up to 12') and Insect Control (up to 10')

STD2 (Standard) Series 2	Mechanical Data						AMCA Certified Lab Data				
	Model Number	Nozzle Length (in)	Length (in)	Depth (in)	Height (in)	Motor (hp)	Weight (lbs)	Max Core Velocity at Nozzle (fpm)	Avg Velocity (fpm)	Volume (cfm)	Uniformity (%)
STD236-1U*-OB	36	36	13	11	1/2	60	5960	2206	1379	84	500
STD242-1U*-OB	42	42	13	11	1/2	65	4865	1945	1418	87	510
STD248-1U*-OB	48	48	13	11	1/2	70	4247	1730	1442	85	550
STD260-2U*-OB	60	60	13	11	Two 1/2	90	6737	2592	2700	93	940
STD272-2U*-OB	72	72	13	11	Two 1/2	120	5960	2206	2758	84	1000
STD284-2U*-OB	84	84	13	11	Two 1/2	125	4865	1945	2836	87	1020
STD296-2U*-OB	96	96	13	11	Two 1/2	135	4247	1730	2884	85	1100
STD2108-3U*-OB	108	108	13	11	Three 1/2	175	5960	2206	4137	84	1500
STD2120-3U*-OB	120	120	13	11	Three 1/2	185	4660	2084	4341	92	1570
STD2144-3U*-OB	144	144	13	11	Three 1/2	200	4247	1730	4326	85	1650

* - Use corresponding letters in "Electrical Data" columns to complete the model numbers.

Note: Data above for 1725 RPM at 60 Hz, 50 Hz is 1425 RPM with a 17% reduction in the performance data.

1. The AMCA Certified Ratings Seal applies to airflow rate, average outlet velocity, outlet velocity uniformity, velocity projection and power rating at free delivery only.
2. Rated data shown are only for base (unheated) units, as shown.

Features:

- ❖ 1/2 HP Continuous Duty TEAO Motors
- ❖ Sleek self-contained one piece heavy gauge corrosion proof paint lock metal design
- ❖ ETL Certified to conform to UL 507 (US) and CSA 22.2 (Canada) Standards (Indoor/Outdoor Use)
- ❖ AMCA Certified to AMCA 211 (see table above for models available)
- ❖ (4) 7/16" top and wall mounting holes provided, (2) on each end
- ❖ Cabinet has sufficient strength for fastening to wall on both ends without intermediate support
- ❖ Adjustable air directional vanes with 40° sweep front to back
- ❖ Standard color is Obsidian Black
- ❖ Rust preventative electrostatic polyurethane powder coating
- ❖ 5 year parts warranty
- ❖ Freight Included (FOB Continental USA)
- ❖ Proudly Made in the USA

Note: All STD2 (1) motor units up to 48" are shipped with the Motor Fan Assembly (MFA) factory installed inside the air curtain housing. For all other models, the MFA are shipped loose to minimize freight damage

Options and Accessories: (see Accessories Brochure)

- ❖ Motor Control Panels
- ❖ Wall and Overhead Bracket
- ❖ Multi-speed motors and controls
- ❖ Washdown units and accessories (NEMA 4 & 4X)
- ❖ Explosion Resistant units and accessories (Class I, Div. I, Group D)
- ❖ Custom colors and finishes (304SS, 316SS)
- ❖ Noise reduction package

Sound Levels: (measured at 10' in an open field)

1 Motor Unit = 66 dBA, 2 Motor Unit = 68 dBA, 3 Motor Unit = 71 dBA & 4 Motor Unit = 73 dBA

Projection Velocity		
Model	Distance from nozzle (in)	Avg. Core Velocity (FPM)
STD236-1U*	40	1207
	80	856
	120	710
	160	637
	200	588



MARS Air Systems, LLC certifies that the Air Curtains shown on this data sheet are licensed to bear the AMCA seal. The rating shown are based on tests and procedures performed in accordance with AMCA Publication 211 and comply with the requirements of the AMCA Certified Ratings Program.

Note: Models STD260-2, STD264-2, STD278-2, STD296-3 & STD2108-2 are not AMCA Certified.
Note: AMCA211 encompasses both AMCA 210 and AMCA220



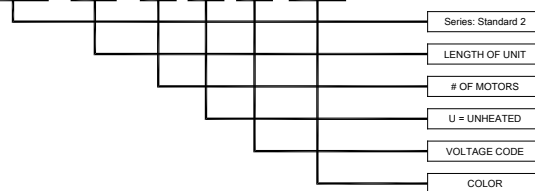
Electrical Data (FLA)	Unit Voltage (Voltage Code)						
	Single Phase			Three Phase			
	115v/1Ø (A)	208/230v/1Ø (D)	277v/1Ø (L)	208/230v/3Ø (G)	460v/3Ø (H)	575v/3Ø (I)	380v/3Ø/50Hz (M)
STD236-1U*-OB	5.1	2.5	2.7	1.8/1.6	0.8	0.7	1.1
STD242-1U*-OB	5.1	2.5	2.7	1.8/1.6	0.8	0.7	1.1
STD248-1U*-OB	5.1	2.5	2.7	1.8/1.6	0.8	0.7	1.1
STD260-2U*-OB	10.2	5.0	5.4	3.6/3.2	1.6	1.4	2.2
STD272-2U*-OB	10.2	5.0	5.4	3.6/3.2	1.6	1.4	2.2
STD284-2U*-OB	10.2	5.0	5.4	3.6/3.2	1.6	1.4	2.2
STD296-2U*-OB	10.2	5.0	5.4	3.6/3.2	1.6	1.4	2.2
STD2108-3U*-OB	15.3	7.5	8.1	5.4/4.8	2.4	2.1	3.3
STD2120-3U*-OB	15.3	7.5	8.1	5.4/4.8	2.4	2.1	3.3
STD2144-3U*-OB	15.3	7.5	8.1	5.4/4.8	2.4	2.1	3.3

* - Use corresponding letters in "Electrical Data" columns to complete the model numbers.

Note: For Ampacity Multiply FLA X 1.25

EXAMPLE

STD2 72 - 2 U H - OB



NOTE: MARS AIR SYSTEMS, LLC reserves the right to change specifications and product design without notice. Such revisions do not entitle the buyer to corresponding changes, improvements, additions or replacements for previously purchased equipment.

STD2U-B; November 19, 2018