

CLUB TOP DIRECT DRAW KEG REFRIGERATORS

Combination of Draft Beer Dispenser & Chilled Glass Storage



EBD – Series • EBD2-CT • EBD3-CT • EBD4-CT



▲ EBD2-CT



▲ EBD3-CT



▲ EBD4-CT

Cabinet Construction

Heavy duty stainless steel countertop and lid, textured and laminated black vinyl exterior. Galvanized steel interior wall, and high quality stainless steel floor. 1 3/4" thick high density foamed-in-place polyurethane insulation. Compact, easy-access club top compartment. Built-in caster thread receptacles for all units.

Refrigeration System

- Side mounted condensing unit
- Oversized condenser and evaporator coils quickly achieve and maintain desired temperature
- Forced-air cooling with oversized evaporator fan motors provide balanced airflow throughout cabinet to ensure faster temperature drop
- Removable side panel and slide-out condensing unit for convenient repair and maintenance
- Environmentally friendly CFC free R-134A refrigerant
- Air defrost controlled by electrical timer
- Copper tube and aluminum fin evaporator with anti-corrosive coating
- Energy efficient condensate drain pan assembly heated by high side copper tube
- Pre-wired and ready to plug, 115V/60Hz/1Ph, NEMA 5-15P

Lighting

- Shielded incandescent interior lighting with on/off switch

Doors & Locks

- Textured and laminated black exterior and galvanized steel interior
- 1 3/4" thick high density foamed-in-place polyurethane insulation
- One piece snap-in magnetic door gaskets for easy replacement
- Heavy duty recessed door handles for a flat surface
- Door locks

Draft Arms

- NSF approved 3" diameter insulated stainless steel draft arm with air distributor
- (2) single faucet draft arms for EBD2-CT, (1) single faucet & (1) dual faucet draft arms for EBD3-CT and (2) dual faucet draft arms for EBD4-CT

Shelving (Chilled Glass Storage)

- One adjustable epoxy coated wire shelf with stainless steel pilasters and shelf clips

Temperature Control

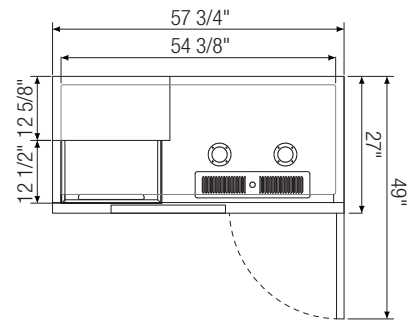
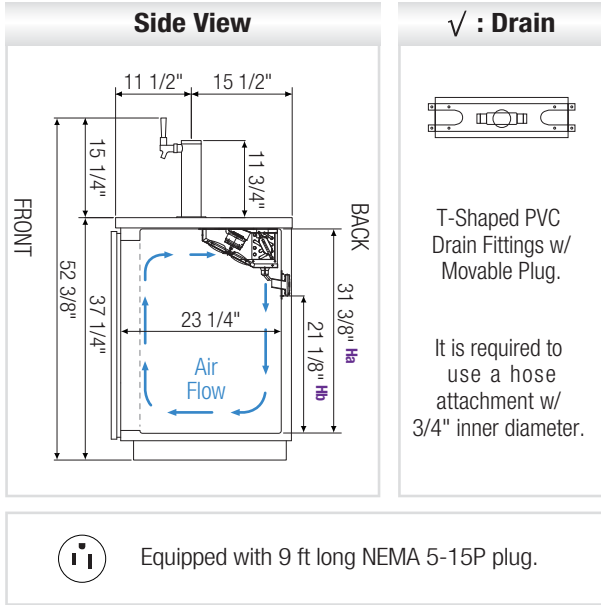
- Factory preset temperature, 35°F
- Temperature setting range from 32°F to 42°F
- Easy to set analog thermostat

Options

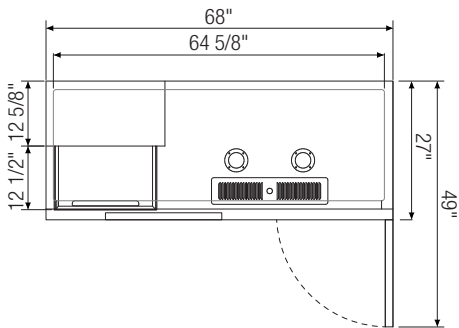
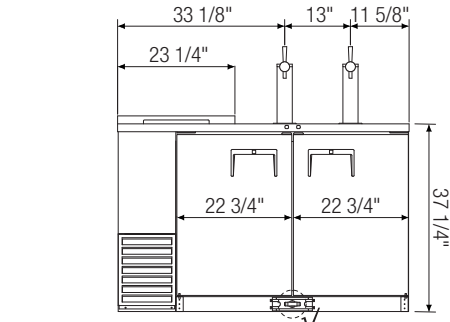
- 2 1/2" and 4" diameter casters (3 1/2" and 5" overall height)
- Dual faucet towers



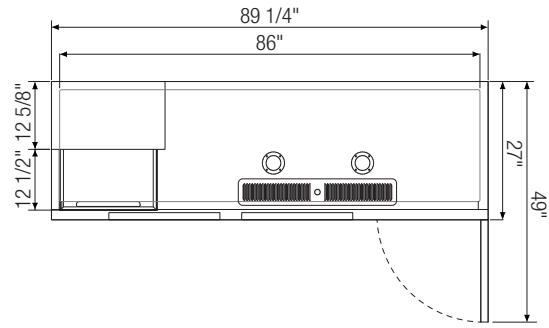
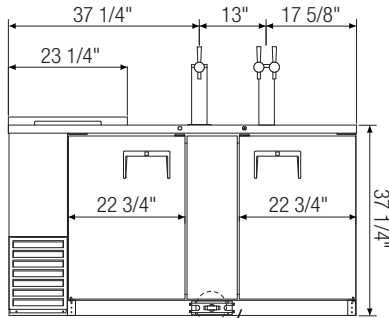
Dimensions



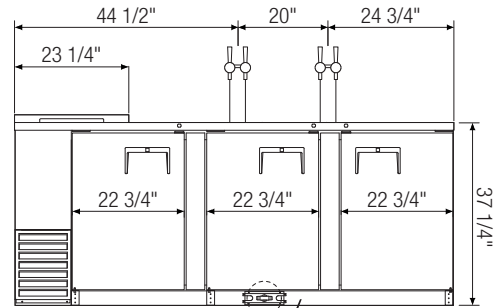
▲ EBD2-CT



▲ EBD3-CT



▲ EBD4-CT



Model	Ref/ Frz/ Dual	# of Doors	Capacity & Size of Barrels	HP	BTU/HR †	Refrigerant	# of Shelves	Power (V-Hz-Ph)	Amps	Crated Weight (LBS)	Exterior Dimensions (Inches)			Interior Dimensions (Inches)			
											L	D	H	L	D	H	
EBD2-CT	Ref	2	(2) 1/2	1/4+	2,075	R-134A	1	115-60-1	4.50	293	57 3/4	27	37 1/4	54 3/8	23 1/4	31 3/8 21 1/8	Ha Hb
EBD3-CT	Ref	2	(3) 1/2	1/4+	2,075	R-134A	1	115-60-1	4.50	331	68	27	37 1/4	64 5/8	23 1/4	31 3/8 21 1/8	Ha Hb
EBD4-CT	Ref	3	(4) 1/2	1/3	2,555	R-134A	1	115-60-1	4.50	373	89 1/4	27	37 1/4	86	23 1/4	31 3/8 21 1/8	Ha Hb

† : Based on evaporating temperature of 23°F (-5°C) & condensing temperature of 131°F (55°C).

Ha, Hb : Interior Height

Ref = Refrigerator

Specifications subject to change without notice.

Product dimensions are for general purposes and not absolute value. Product capacity(▶) is calculated based on standard industry figures. Slight variations may exist. If dimensions and capacity are critical, please contact Everest Refrigeration.



Please visit our website for updated Energy Efficiency information.