

COUNTERTOP REFRIGERATED DISPLAY CASES

Self-Contained Condensing Unit



ESC – Series • ESC47L/R • ESC59L/R • ESC71L/R • ESC83L/R



▲ **ESC47L** (Left Compressor Mount)
ESC47R (Right Compressor Mount, *shown in picture*)



▲ **ESC59L** (Left Compressor Mount)
ESC59R (Right Compressor Mount, *shown in picture*)



▲ **ESC71L** (Left Compressor Mount)
ESC71R (Right Compressor Mount, *shown in picture*)



▲ **ESC83L** (Left Compressor Mount)
ESC83R (Right Compressor Mount, *shown in picture*)

Cabinet Construction

Foamed-in-place insulation cabinet construction. Large single piece, clear, curved glass display window offer wide viewing area from top to bottom. Rear sliding glass doors to load and unload food. Black coated steel housing for compressor area. ABS plastic front, top, bottom and sides of exterior. Stainless steel interior floor with rounded edges and two drain holes for easy cleaning.

Refrigeration System

- Self-contained condensing unit located on right (or left) of unit for easy installation
- Right (or left) mounted condensing unit to suit installation preference
- Rear condenser airflow intake and side louver exhaust for efficient ventilation
- Removable condenser air filter for easy cleaning
- Environmentally friendly CFC free R-134A refrigerant
- Three-loop nickel plated copper tube evaporator
- Lower copper tube evaporator located in inner layer of stainless steel floor to cool down floor temperature
- Exterior on/off power switch at the back of unit
- Pre-wired and ready to plug, 115V/60Hz/1Ph, NEMA 5-15P

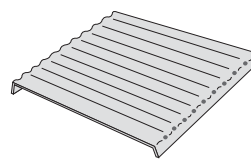
Doors

- 6 3/4" high removable sliding glass doors for convenient cleaning and loading/unloading of food

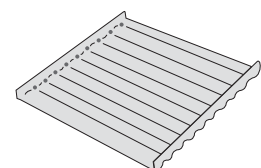
Temperature Control

- Factory preset temperature, 38°F at ambient temperature of 80°F (no controls equipped)
- NSF approved thermometer

How to Use Plastic Sanitary Trays



Medium Temperature Application



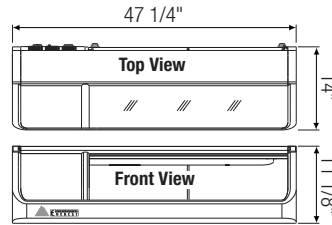
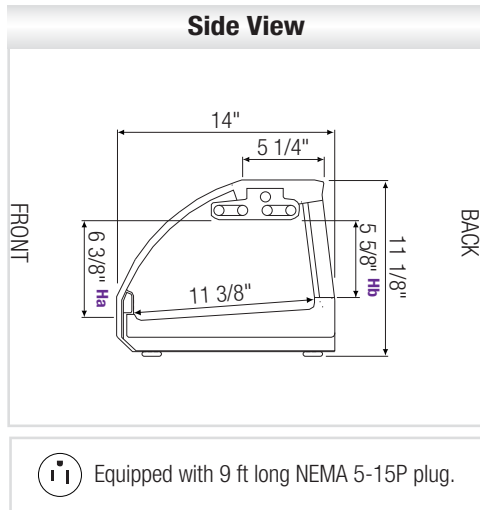
Lower Temperature Application

Sanitary plastic trays offer medium to low temperature range application with its dual placement function.

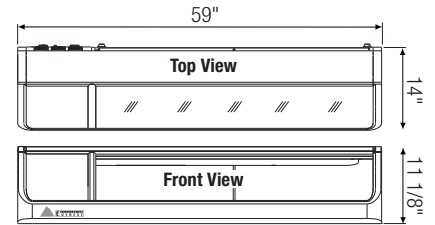


5 YEAR Compressor
3 YEAR Parts & Labor

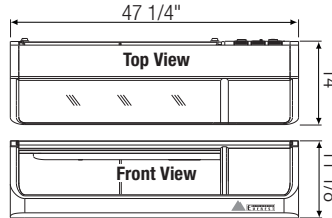
Dimensions



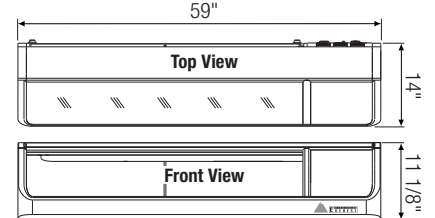
▲ ESC47L



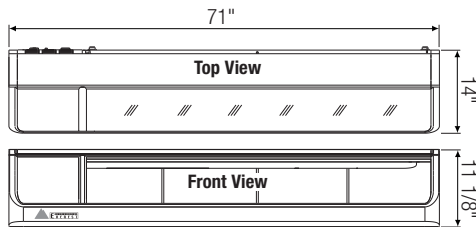
▲ ESC59L



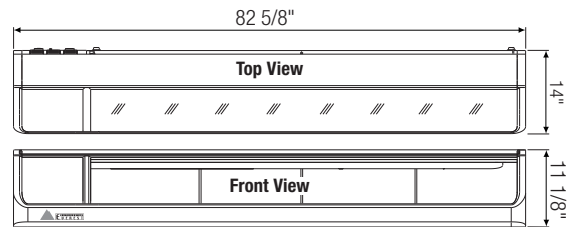
▲ ESC47R



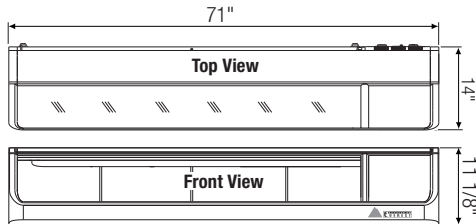
▲ ESC59R



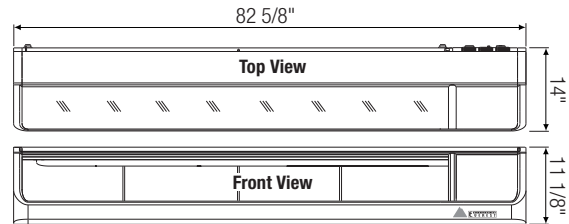
▲ ESC71L



▲ ESC83L



▲ ESC71R



▲ ESC83R

Model	Ref/ Frz/ Dual	Compressor Mount	# of Rear Doors	Capacity (Cu.Ft.)	HP	BTU/HR †	Refrigerant	# of Trays	Power (V-Hz-Ph)	Amps	Crated Weight (LBS)	Exterior Dimensions (Inches)			Interior Dimensions (Inches)			
												L	D*	H	L	D	H	
ESC47L	Ref	Left	2	1.48	1/8	848	R-134A	3	115-60-1	2.10	105	47 1/4	14	11 1/8	32	11 3/8	6 3/8 5 3/8	Ha Hb
ESC47R	Ref	Right	2	1.48	1/8	848	R-134A	3	115-60-1	2.10	105	47 1/4	14	11 1/8	32	11 3/8	6 3/8 5 3/8	Ha Hb
ESC59L	Ref	Left	2	2.01	1/8	848	R-134A	4	115-60-1	2.10	112	59	14	11 1/8	45 1/4	11 3/8	6 3/8 5 3/8	Ha Hb
ESC59R	Ref	Right	2	2.01	1/8	848	R-134A	4	115-60-1	2.10	112	59	14	11 1/8	45 1/4	11 3/8	6 3/8 5 3/8	Ha Hb
ESC71L	Ref	Left	4	2.54	1/8	848	R-134A	5	115-60-1	2.10	130	71	14	11 1/8	57	11 3/8	6 3/8 5 3/8	Ha Hb
ESC71R	Ref	Right	4	2.54	1/8	848	R-134A	5	115-60-1	2.10	130	71	14	11 1/8	57	11 3/8	6 3/8 5 3/8	Ha Hb
ESC83L	Ref	Left	4	3.07	1/8	848	R-134A	6	115-60-1	2.10	143	82 5/8	14	11 1/8	66 7/8	11 3/8	6 3/8 5 3/8	Ha Hb
ESC83R	Ref	Right	4	3.07	1/8	848	R-134A	6	115-60-1	2.10	143	82 5/8	14	11 1/8	66 7/8	11 3/8	6 3/8 5 3/8	Ha Hb

* : Depth includes 1/4" for drain pipe at back of unit.

† : Based on evaporating temperature of 23°F (-5°C) & condensing temperature of 131°F (55°C).

Ha, Hb : Interior Height

Ref = Refrigerator

Specifications subject to change without notice.

Product dimensions are for general purposes and not absolute value. Product capacity(▶) is calculated based on standard industry figures. Slight variations may exist. If dimensions and capacity are critical, please contact Everest Refrigeration.



Please visit our website for updated Energy Efficiency information.