

JOB NAME:

QUANTITY:

ITEM NO.:

PRODUCT NAME:

GLASS FILLERW/SINK ASSEMBLY

_____ SPECIAL C ONFIGURATION
(CHECK BASE MODEL AND OPTIONS)

MODEL:

1400

OPTIONS OR MODIFICATIONS:

OTHER _____

FEATURES:

- * REPLACEABLE STAINLESS STEEL HEAD
- * MEETS NSF 61/SEC.9**
- * TAMPER PROOF VOLUME CONTROL
- * HANDLES BOTH PAPER AND GLASS CUPS
- * DELRIN P RONG, NON-MARRING
- * STAINLESS STEEL SEAT SCREWS
- * STAINLESS STEEL STREAM STRAINER

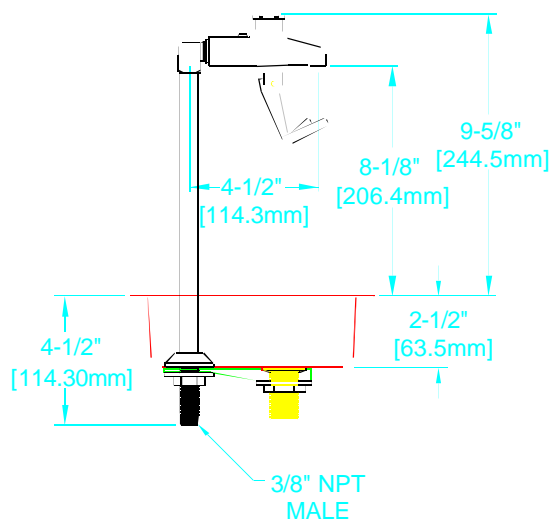
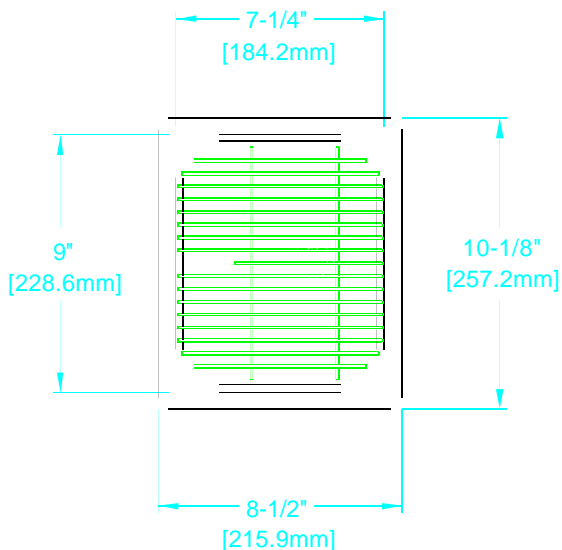
**TESTED UNDER NSF-CSA ALLIANCE PROGRAM

SYSTEM LIMITS

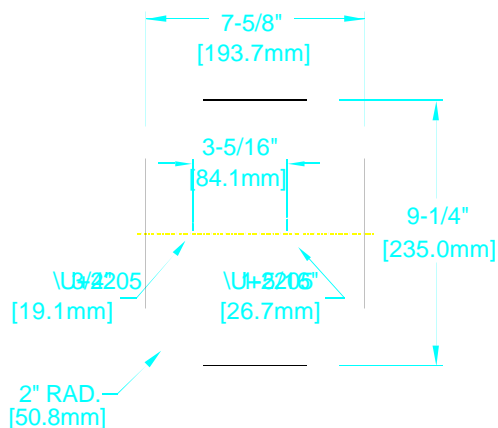
- * TEMP: 40°F MIN. TO 140°F MAX.
- * PRESSURE 100 PSI MAX. STATIC
- * 2.20 GPM AT 80 PSI

SHIPPING WEIGHT

- * 5.25 LBS



ROUGH-IN:



ANSI/A112.18.1M, ANSI/NSF 61.9

FISHER MANUFACTURING COMPANY
1900 SOUTH "O" STREET, TULARE, CALIFORNIA 93274
MAILING ADDRESS: P.O. BOX 60, TULARE, CALIFORNIA 93275
PHONE: (800) 421-6162 FAX: (800) 832-8238
MADE IN U. S. A.