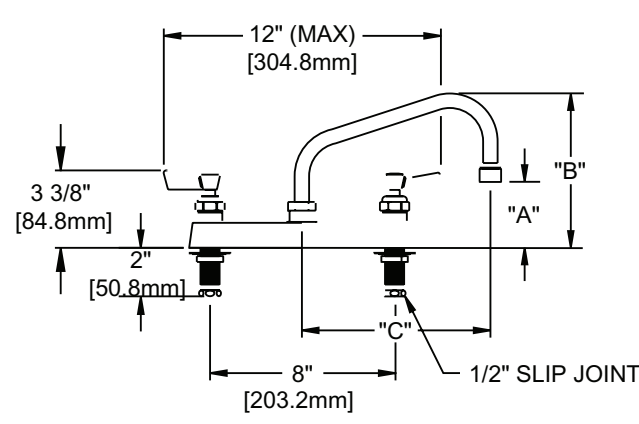


APPLICATION: PRODUCT NAME:
8" C/C DECK FAUCET

JOB NAME: SPECIAL CONFIGURATION (CHECK BASE MODEL AND OPTIONS)

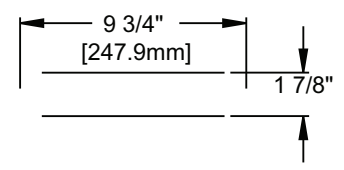
QUANTITY: ITEM NO. MODEL:



- 3310 W/6" SWING SPOUT
- 3311 W/8" SWING SPOUT
- 3312 W/10" SWING SPOUT
- 3313 W/12" SWING SPOUT
- 3314 W/14" SWING SPOUT
- 1627 W/16" SWING SPOUT

- OPTIONS OR MODIFICATIONS
- SUPPLY LINES (24" OR 36") CIRCLE LENGTH
 - DJ SUB-ASSY (7 1/4" OR 13") CIRCLE LENGTH
 - VANDAL RESISTANT KIT
 - HANDLES (CROSS OR WRIST) CIRCLE STYLE
 - OTHER _____

FOOTPRINT:



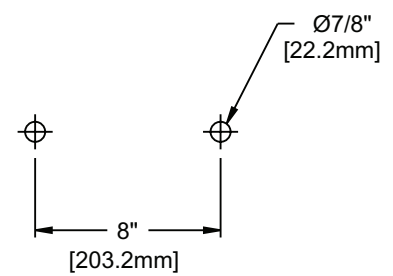
MODEL	DIM "A"	DIM "B"	DIM "C"
3310	2-3/8" [60.3mm]	6" [152.4mm]	6" [152.4mm]
3311	2-5/8" [66.7mm]	6-1/2" [165.1mm]	8" [203.2mm]
3312	3-1/4" [82.6mm]	7" [177.8mm]	10" [254.0mm]
3313	3-3/4" [98.4mm]	7-1/2" [188.9mm]	12" [304.8mm]
3314	4-5/8" [115.9mm]	8-3/8" [212.7mm]	14" [355.6mm]
1627	5-1/8" [131.8mm]	9" [228.6mm]	16" [406.4mm]

- FEATURES:
- CONTROL VALVE
- * 8" C/C DECK MOUNT
 - * SWIVELING SEAT DISKS
 - * HOT SIDE STEM - RIGHT HAND
 - * COLD SIDE STEM - LEFT HAND
 - * STAINLESS STEEL SEATS
 - * STAINLESS STEEL SEAT SCREWS
 - * STAINLESS STEEL HANDLE SCREWS
 - * 1/2" SLIP JOINT KIT

- SYSTEM LIMITS
- * TEMP: 40°F MIN. TO 140°F MAX.
 - * PRESSURE: 200 PSI MAX. STATIC
 - * 2.20 GPM AT 80 PSI

- SHIPPING WEIGHT
- * 5.5 LBS

ROUGH-IN:



ANSI/A112.18.1M



FISHER MANUFACTURING COMPANY
TOLL FREE: 800-421-6162 - FAX: 800-832-8238
information@fisher-mfg.com - www.fisher-mfg.com