



**John  
BOOS**  
Since 1887

ITEM #: \_\_\_\_\_ QTY: \_\_\_\_\_  
 MODEL #: \_\_\_\_\_  
 PROJECT NAME: \_\_\_\_\_

3601 S. Banker St. Effingham, IL 62401 • P.O. BOX 609 • Ph: (888) 431-2667 • Fax: (800) 433-2667

## "1B" "B" SERIES SINKS



### FEATURES:

- 16GA STAINLESS STEEL
- TYPE 300 STAINLESS STEEL WITH #4 POLISH, SATIN FINISH
- 14" DEEP BOWLS
- ALL CORNERS, BOTH VERTICAL AND HORIZONTAL, COVERED AT 3/4" RADIUS
- BOTTOMS OF BOWLS FORMED FOR DRAINAGE TO 3-1/2" DIAMETER DIE STAMPED OPENING
- FULL LENGTH **10" HIGH BOXED BACKSPLASH**, WITH 2" RETURN TO WALL AT 45 DEGREE AND 1" TURNED DOWN REAR LIP
- 1-1/8" FAUCET HOLES IN BACKSPLASH
- ALL OUTSIDE CORNERS OF ASSEMBLY ARE BULLNOSED TO PROVIDE SAFE, CLEAN, AND POLISHED EDGE
- STANDARD STAINLESS STEEL LEGS 1-5/8" DIAMETER
- LEGS LOCATED DIRECTLY UNDER SINK BOWLS, PROVIDING INCREASED STABILITY AND MAX WEIGHT SUPPORT

### CONSTRUCTION:

- TOP: STAINLESS STEEL SINKS ARE TIG WELDED, EXPOSED WELDS ARE POLISHED TO MATCH ADJACENT SURFACE
- BASE: STAINLESS STEEL FRAME IS MIG WELDED

### MATERIAL:

- BOWLS & TOP: 16GA TYPE 300 STAINLESS STEEL WITH #4 POLISH, SATIN FINISH
- LEGS: 1-5/8" ROUND O.D. STAINLESS STEEL
- BRACING: 1-1/4" ROUND O.D. STAINLESS STEEL
- GUSSETS: STAINLESS STEEL
- FEET: 1" ADJUSTABLE BULLET FEET

[Click here to buy now!](#)

**Central**  
RESTAURANT PRODUCTS

**1-866-285-1252**

### STANDARD 16GA "1B" "B" SERIES SINK

MODEL	BOWL SIZE (LxWxD)	QTY
1B16204	16" X 20" X 14"	
1B184	18" X 18" X 14"	
1B18244	18" X 24" X 14"	
1B244	24" X 24" X 14"	

### OPTIONAL ACCESSORIES

DESCRIPTION	QTY
FAUCETS	
ADD-A-FAUCETS	
PRE-RINSE UNITS	
LEVEL WASTE	
OVERSHELVES	
POT RACK	



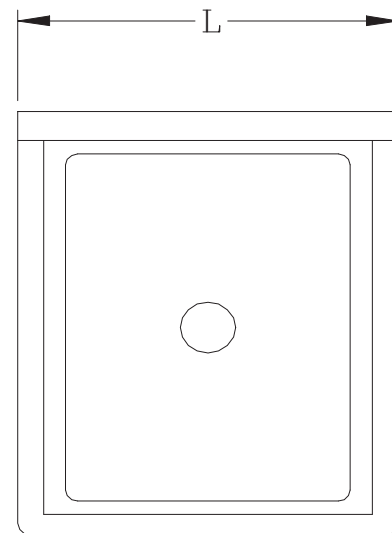
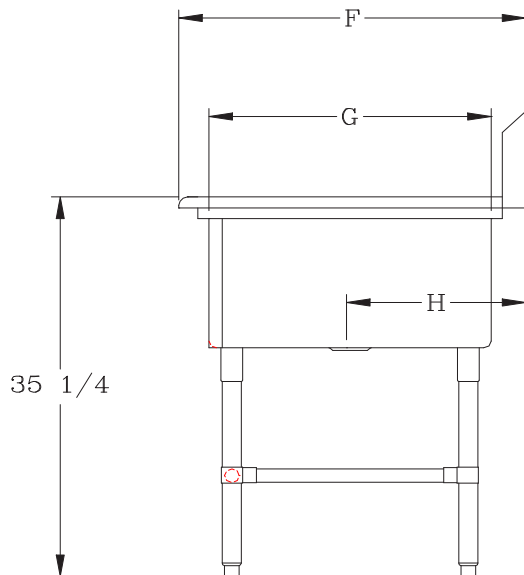
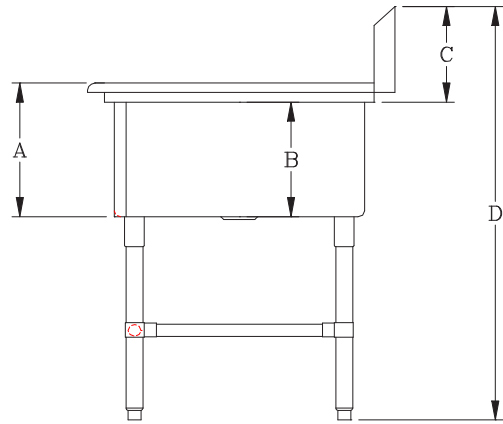
# "1B" "B" SERIES SINK DETAILED SPECIFICATIONS

## SINK DIMENSIONS

A	B	C	D
16-1/4"	14"	10"	43"

## BOWL SIZES

DIMENSIONS (LxW)	F	G	H
16" X 20"	25-1/2"	20"	12-15/16"
18" X 18"	23-1/2"	18"	11-15/16"
18" X 24"	29-1/2"	24"	14-15/16"
24" X 24"	29-1/2"	24"	14-15/16"



## STANDARD 16 GAUGE "1B" "B" SERIES SINK

MODEL	BOWL SIZE (LxWxD)	DIMENSIONS (LxW)	DRAIN BOARDS	WT. (LBS)
1B16204	16" X 20" X 14"	21" X 25-1/2"	-	53
1B184	18" X 18" X 14"	23" X 23-1/2"	-	58
1B18244	18" X 24" X 14"	23" X 29-1/2"	-	58
1B244	24" X 24" X 14"	29" X 29-1/2"	-	75

SOME UNITS SHIP UNASSEMBLED FOR REDUCED SHIPPING COST. ALL DIMENSIONS ARE TYPICAL. TOLERANCE +/- .500"  
John Boos & Co. is constantly engaged in a program of improving products and therefore reserves the right to change specifications without prior notice.