



"Hand Sinks" Pro-Bowl Sinks

One Compartment Sinks
w/ Stainless Steel Deep Drawn Bowls



PBHS-W-1410-1



PBHS-W-1410



PBHS-F1410

FEATURES:

- * One piece deep drawn bowl
- * All sink bowls have a large liberal radii with a minimum dimension of 2" and rectangular in design for increased capacity.
- * Wall mounting bracket, Stainless Steel, off set design

CONSTRUCTION:

Bowl Stainless Steel Sinks are TIG welded, Exposed welds are polished to match adjacent surface.

MATERIAL:

Bowl Type 304 stainless steel polish, satin finish
Bracket Type 304 stainless steel polish, satin finish

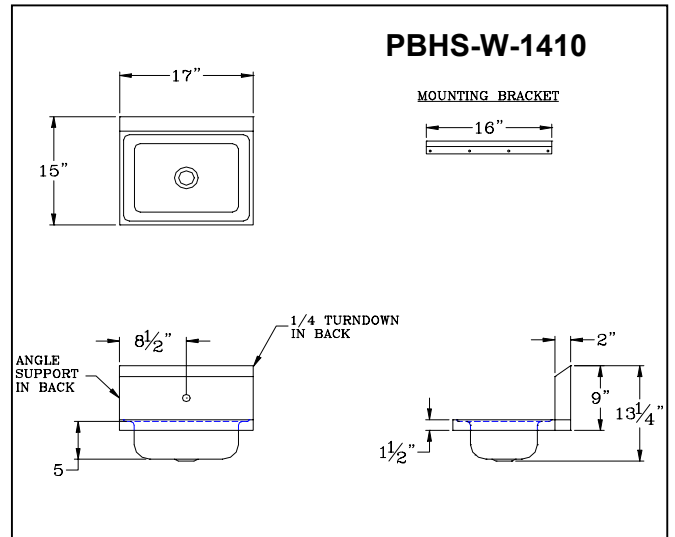
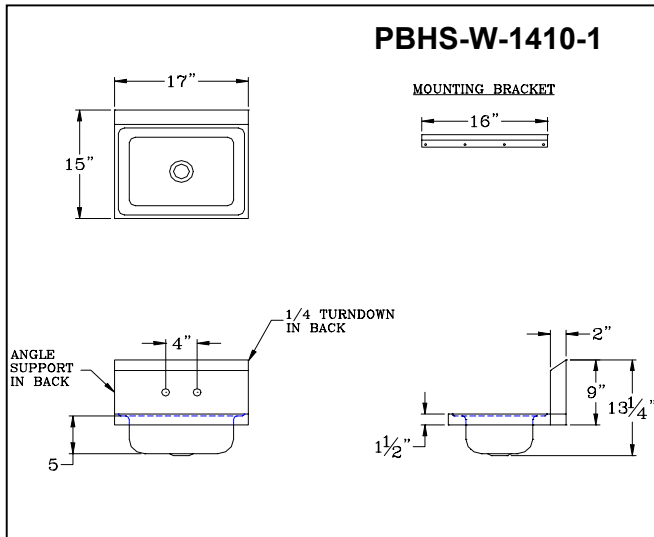
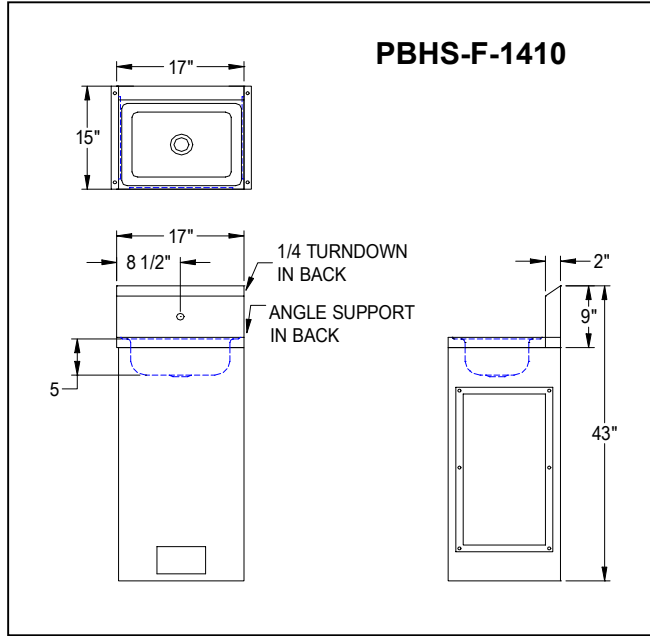
OPTIONAL ACCESSORIES

	Qty
FAUCETS	
APRON SKIRT	
SIDE SPLASH	
ADA WRIST BLADES	
TOWEL DISPENSER	
SOAP DISPENSER	
LEVER WASTES	
OVER FLOWS	
P- TRAPS	

John Boos & Co

315 South First Street - Effingham, IL 62401
Phone: 217-347-7701 - Fax: 217-347-7705
Email: sales@johnboos.com - Web-site: www. johnboos.com

DETAILED SPECIFICATIONS



All dimensions are typical.

Tolerance +/- .500".

All units ship unassembled for reduced shipping cost.

John Boos & Co

315 South First - Effingham, IL 62401 Phone: 217-347-7701 - Fax: 217-347-7705

Email: sales@johnboos.com - Web-site: www.johnboos.com



May 2002

John Boos is constantly engaged in a program of improving products and therefore reserves the right to change specification without prior notice