




STAINLESS STEEL  
**ECONOMY DISHTABLES**  
**SOIL STRAIGHT**

16 Gauge, 304 Stainless Steel



**STANDARD S70 SERIES**  
 DTS-S70-36R-X Shown



**Stainless Steel Welded Leg Assembly with Cross Bracing (Standard on S70 Series)**

**Item #:** \_\_\_\_\_ **Qty #:** \_\_\_\_\_  
**Model #:** \_\_\_\_\_  
**Project #:** \_\_\_\_\_

**FEATURES:**

16 ga. 304 Series Stainless Steel Top.  
 Table is furnished with 10-1/2" Backsplash with a 2" return.  
 Tile edge for ease of installation.  
 SOIL section features a 5" deep bowl with 3/4" covered radius.  
 Dishtable system consists of SOIL and CLEAN sections.

**S70 SERIES:** Stainless Steel Welded Leg Assembly with Cross Bracing.  
 Stainless Steel Legs with Stainless Steel Bullet Feet.

**S60 SERIES:** Galvanized Legs with Plastic Bullet Feet.

**CONSTRUCTION:**

All TIG welded.  
 Welded areas blended to match adjacent surfaces and to a satin finish.  
 Stainless Steel Gussets welded to a stainless steel support channel.

**MECHANICAL:**

Faucet holes in BACKSPLASH punched on 8" centers, faucet not included.  
 Waste drain is 1-1/2" IPS basket type and is included.

<b>16 Gauge 304 TOP</b> S/S Welded Leg Assembly, Stainless Steel Bullet Feet	<b>16 Gauge 304 TOP</b> Galvanized Legs Plastic Bullet Feet
--	---

Nominal Size	"L"	S70 SERIES	S60 SERIES	Approx. Wt.
3 Ft.	36"	DTS-S70-36L or R-X	DTS-S60-36L or R-X	70 lbs.
4 Ft.	48"	DTS-S70-48L or R-X	DTS-S60-48L or R-X	85 lbs.
5 Ft.	60"	DTS-S70-60L or R-X	DTS-S60-60L or R-X	100 lbs.
6 Ft.	72"	DTS-S70-72L or R-X	DTS-S60-72L or R-X	115 lbs.
8 Ft.	96"	DTS-S70-96L or R-X	DTS-S60-96L or R-X	135 lbs.

Nominal sizing for ease of installation.



**DTA-100-X**  
 19-1/2" x 19-1/2" x 4"  
 PRE-RINSE BASKET WITH WELDED SLIDE BAR



**Optional Stainless Steel UNDERSHELF with Die Cast LEG CLAMP**  
 secured to shelf eliminates unsightly nuts & bolts

ACCESSORIES	Model #	Qty
Prerinse Faucet	<b>DTA-53-1X</b>	
Rack Shelf		
Undershelf		
Prerinse Basket with Slide Bar	<b>DTA-100-X</b>	



**DTA-53-1X**



**NEW YORK**  
 (800) 645-3166  
 Fax: (631) 242-6900

**GEORGIA**  
 (800) 832-1218  
 Fax: (770) 775-5625

**TEXAS**  
 (800) 527-0353  
 Fax: (972) 932-4795

**NEVADA**  
 (800) 446-8684  
 Fax: (775) 972-1578

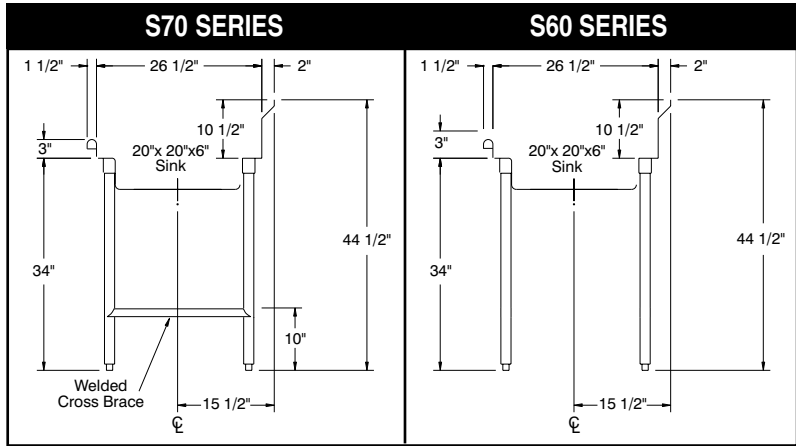
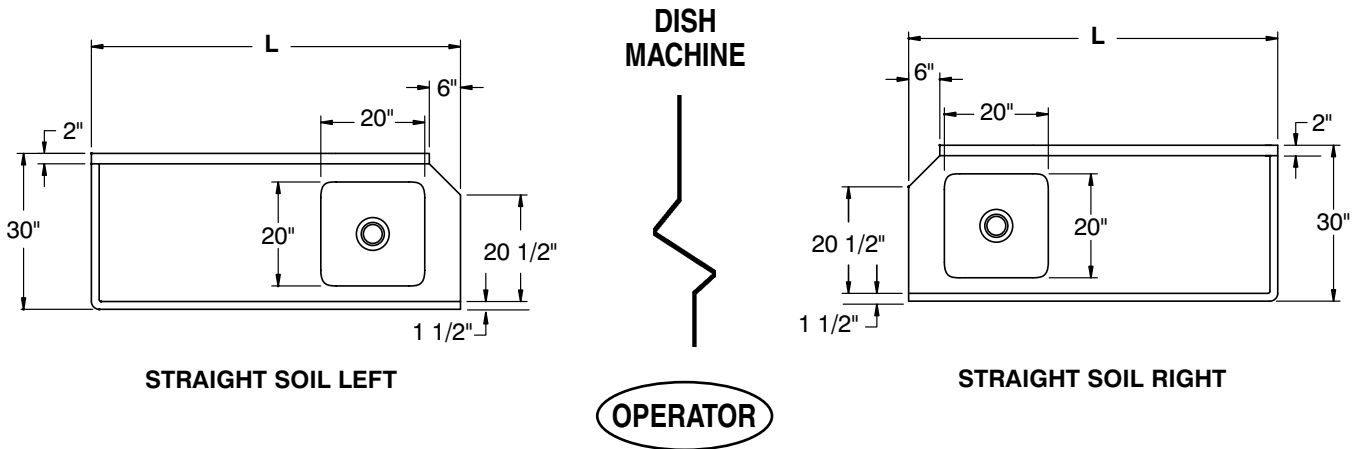
**For Assistance with Smart Modifications & Accessories Call:** **1-800-498-6634 Fax: 631-586-2933**  
 smartfab@advancetabco.com

# DIMENSIONS and SPECIFICATIONS

TOL ± .500"

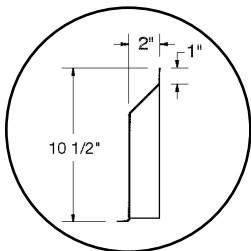
ALL DIMENSIONS ARE TYPICAL

**SEE DISH MACHINE COMPATIBILITY CHART TO ENSURE PROPER FIT**  
**DISH MACHINE COMPATIBILITY CHART CAN BE FOUND IN BACK OF THE SECTION "P" INDEX**



*CUSTOMIZE YOUR OWN SYSTEM  
 by Ordering Optional Accessories from our  
 PRODUCT & PRICE GUIDE*

Splash Detail



Description	S70 SERIES STANDARD	S60 SERIES SUPER SAVER
<b>Material</b>	16 Ga. 304 Series	16 Ga. 304 Series
<b>1 5/8" Dia. Legs</b>	Stainless Steel	Galvanized
<b>Gussets</b>	Stainless Steel	Stainless Steel
<b>Bullet Feet (1" adj.)</b>	Stainless Steel	Plastic
<b>Cross Bracing</b>	Welded	Optional
<b>Prerinse Bowl Depth</b>	5"	5"
<b>Prerinse Basket</b>	Optional	Optional



ADVANCE TABCO is constantly engaged in a program of improving our products. Therefore, we reserve the right to change specifications without prior notice.