



STAINLESS STEEL

# DROP-IN SINKS

## Three Compartments - FOR GENERAL PURPOSE USE

**Sinks Includes Faucet & Drain**

Item #: \_\_\_\_\_ Qty #: \_\_\_\_\_  
 Model #: \_\_\_\_\_  
 Project #: \_\_\_\_\_

**FEATURES:**

One piece seamless **Deep Drawn** sink bowl design.  
 All sink bowls have a large liberal radii with a minimum dimension of 2" and are rectangular in design for increased capacity.  
 Self-Rim Design. Mounting hardware is provided. For counters over 7/8" and up to 1-1/2" thick, please order Thick-Counter Mounting Clips for Drop-In Sinks, **Model # K-28 Per Sink**. (Quantity supplied varies based on drop in sink ordered).  
 Includes 4" O.C. **K-50** faucet & basket drain.

**CONSTRUCTION:**

Bowls fabricated from one sheet of stainless steel.  
 All bowls are Sound Deadened.  
 Units feature Advance Tabco's **Smart Finish™**.

**MECHANICAL:**

Faucet supply is 1/2" IPS male thread.  
 Deck mounted faucets are furnished with aerator.

**MATERIAL:**

18 gauge type 304 series stainless steel (DI-3-10 is 20 gauge).  
 Faucets are brass-nickel plated.  
 Stainless Steel 1-1/2" IPS basket drain.

**NOTE: Multi-Compartment Drop-In Sinks N.S.F. Approved when used in Mobile Food Carts and Kiosks only.**



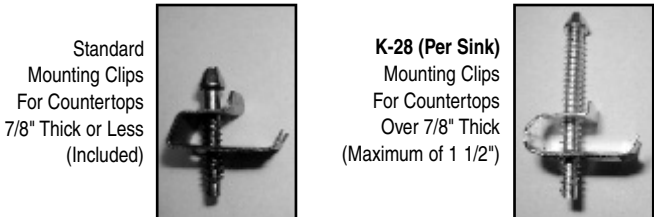
DI-3-10



DI-3-1612



DI-3-1410



Standard Mounting Clips For Countertops 7/8" Thick or Less (Included)

K-28 (Per Sink) Mounting Clips For Countertops Over 7/8" Thick (Maximum of 1 1/2")

Available Faucets & Accessories	Model #	Qty
Deck Mounted 8" Swing Spout. 4" O.C.	K-50	
Deck Mounted 12" Swing Spout. 4" O.C.	K-53	
Deck Mounted 8 1/2" Large Gooseneck. 4" O.C.	K-55	
Deck Mounted Swing w/Spray. 8" O.C.*	K-58	
Thick-Counter Mounting Clips for Countertops over 7/8" and up to 2". (Qty. supplied varies based on sink ordered)	K-28	

\*REQUIRES K-472 FAUCET HOLE REVISION

**Standard Faucet conforms to NSF 61 Standard 9. An optional faucet upgrade is required for compliance to AB 1953 Standards.**

For Replacement Faucets & Upgrades, Drains & Accessories visit our website at [www.advancetabco.com](http://www.advancetabco.com)



**Customer Service Available To Assist You 1-800-645-3166 8:30 am - 8:00 pm E.S.T.**  
 Email Orders To: [customer@advancetabco.com](mailto:customer@advancetabco.com). For Smart Fabrication™ Quotes, Email To: [smartfab@advancetabco.com](mailto:smartfab@advancetabco.com) or Fax To: 631-586-2933

**NEW YORK**  
 Fax: (631) 242-6900

**GEORGIA**  
 Fax: (770) 775-5625

**TEXAS**  
 Fax: (972) 932-4795

**NEVADA**  
 Fax: (775) 972-1578

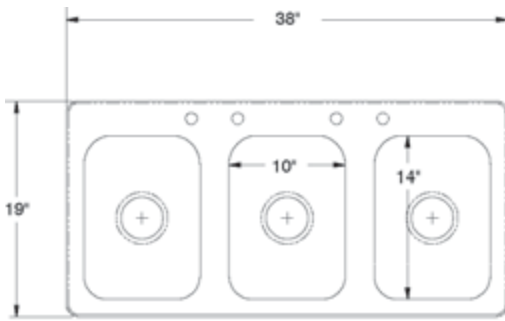
# DIMENSIONS and SPECIFICATIONS

TOL ± .125"

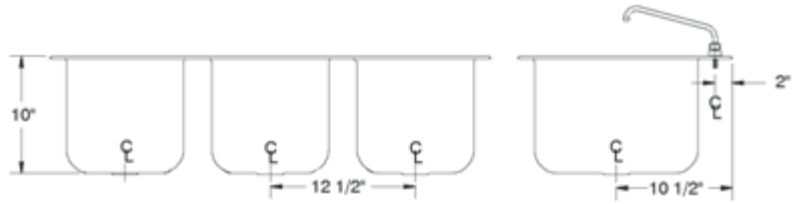
Supplied with Two K-50 Faucets & K-6 Basket Drain

ALL DIMENSIONS ARE TYPICAL

DI-3-10

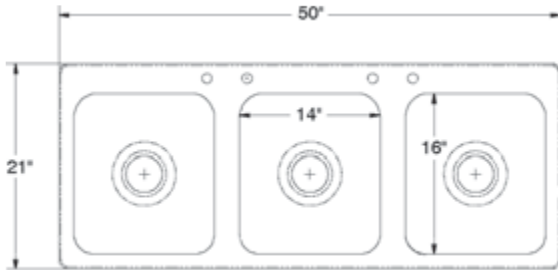


**Cut Out Size**  
37 1/4 x 18 1/4  
1 1/4 radius corners

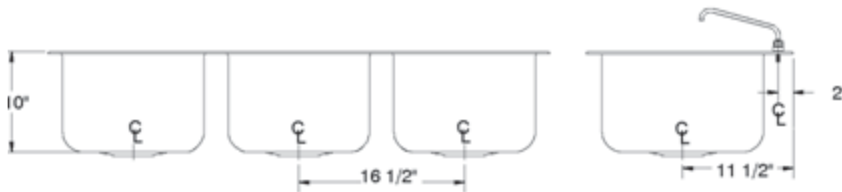


Approx. Wt. 34 lbs.

DI-3-1410

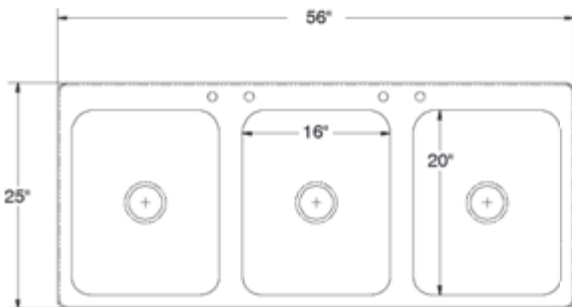


**Cut Out Size**  
49 1/4 x 20 1/4  
1 1/4 radius corners

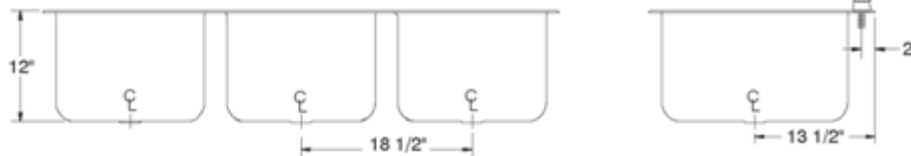


Approx. Wt. 50 lbs.

DI-3-1612

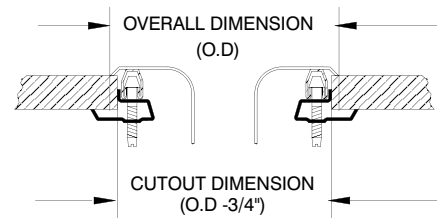


**Cut Out Size**  
55 1/4 x 24 1/4  
1 1/4 radius corners



Approx. Wt. 60 lbs.

## TYPICAL INSTALLATION



**Cut-Out Size = L to R x F to B**

