


DISHTABLE MODS

Dishtable Modifications & Accessories



DTA-95




DTA-87



DTA-82



DTA-45



MODIFICATIONS

K-23	Welded Set-Up/Cratered
K-24	Shell Crating
K-37	Anti-Siphon Vacuum Breaker Hole
K-57	Welded Field Joint (Welded In Field By Others)
K-76	Paint On Sound Deadening
K-77	Splash Cut-Out (Pipe Chase)
K-440	Waste Trough Installation Welded Into Table And Furnished With A 2" Deep Removable Basket
K-452	Control Bracket 8" x 12"
K-453	Control Bracket 14" x 16"
K-454	Side Splash
K-456	Scrap Block Installed (Includes Rubber Scrap Block)
K-460	Disposal Cone Welded Into Table And Furnished With 8" x 12" Control Bracket & Faucet Holes (Supplied By Others)
K-460A	Installation Of Disposal Cone With 14" x 16" Control Bracket, Faucet Holes (Cone Supplied By Others)
K-461	Disposal Collar Welded Into Sink Bowl And Furnished With 8" x 12" Control Bracket (Supplied By Others)
K-461A	Disposal Collar Welded Into Sink Bowl And Furnished With 14" x 16" Control Bracket (Supplied By Others)
K-472	Special Faucet Hole Location
K-495	Turn Down Backsplash (Incl. 2 Brackets. See K-397 For Add'l Sets)
K-508A	Special Modification Charge
K-550	Stainless Steel Tubular Rack Storage
DTA-40	Drain Hole (For Sorting Table)

DTA-45	Scrap Trough Welded To Dump Sink - Min. Scrap Trough Length Is 3'. Max. Length Is 8'. For 20" x 20" x 8" Bowl Spec-Line Soil S30 Series Only. - Consult Factory For Trough Lengths Exceeding 8 Feet
DTA-46	Inside Mitered Corner
DTA-66	Provision For Dishlanding On Straight Soil Table (Min 4")
DTA-70	Install Booster Heater Brackets (Brackets By Others)
DTA-72	Provision For Side Loader
DTA-75	Provision For Limit Switch (Limit Switch By Others)
DTA-76	Move Prerinse Sink To Conform To Dishmachine Requirements. Please Specify Machine When Placing Order
DTA-78	Notch In Backsplash Return To Clear Handle Please Specify Machine When Placing Order
DTA-81	S/S Welded Leg Assembly with S/S Feet
DTA-82	15" x 20" x 8" Undercounter Dump Sink
DTA-84	Simple Pass-Thru (Specify Wall Thickness - Min. Length 36")
DTA-87	Pass-Thru Wall Frame (Specify Wall Thickness - Min. Length 36")
DTA-95	Install Scrapper Top
DTA-96	Install Trough Collector
DTA-99A	16" x 20" x 12" Sink Bowls
DTA-99B	20" x 20" x 12" Sink Bowls
DTA-99C	10" x 14" x 5" Dump Sink
DTA-99D	18" x 24" x 14" Sink
DTA-99E	24" x 24" x 14" Sink
DTA-106	Mirror Highlight To Dishtable Upgrade

ACCESSORIES

K-4	Lever Drain Bracket
K-5	Twist Handle Operated Drain
K-15	Twist Handle Operated Drain With Overflow
K-397	Wall Brackets (2 Each. Brackets Included With K-495)
K-455C	Stainless Steel Sink Cover 16" x 20"
K-455E	Stainless Steel Sink Cover 20" x 20"
K-457	Replacement Rubber Scrap Block (See K-456 For Install Cost)
K-475	Replacement S/S Leg With Stainless Steel Bullet Foot
K-478	Replacement Stainless Steel Bullet Foot
K-488	Flanged S/S Bullet Foot
K-550	Stainless Steel Tubular Rack Storage
K-610	Perforated Stainless Steel Sink Grid (Specify Bowl Size)
K-700D	12" High Removable Side Splash For Dishtables (Specify Model)
DTA-53	SPEC-LINE Heavy Duty Prerinse Faucet
DTA-51	Pre-Rinse Slide Bar for 18" x 24" Fab. Sink Bowls

DTA-52	Pre-Rinse Slide Bar for 24" x 24" Fab. Sink Bowls
DTA-55	Column Notch (Includes Splash)
DTA-56	Add'l Length On 59" Side Of Corner Or Straight Tables
DTA-58	Pre-Rinse Basket w/ Slide Bar for 18" x 24" Fab. Sink Bowls
DTA-59	Pre-Rinse Basket w/ Slide Bar for 24" x 24" Fab. Sink Bowls
DTA-60	Prerinse Slide Bar for 20" x 20" Fab. Sink Bowls
DTA-62	Prerinse Basket For 20" x 20" Deep Drawn Bowls
DTA-63	Prerinse Slide Bar For 20" x 20" Deep Drawn Bowls
DTA-64	Prerinse Slide Bar For 16" x 20" Fab. Sink Bowls
DTA-65	Prerinse Slide Bar For 16" x 20" Deep Drawn Bowls
DTA-67	Stainless Steel Rear Cross-Bracing (Factory Installed Only)
DTA-69	Prerinse Basket For 16" x 20" Deep Drawn Bowls
DTA-100	Prerinse Basket with Slide Bar for 20" x 20" Fab. Sink Bowls
DTA-125	Prerinse Basket with Slide Bar for 16" x 20" Fab. Sink Bowls
DTA-125A	Perforated Basket for DTA-82 Dump Sink



ADDITIONAL DISHTABLE ACCESSORIES

For More Faucet Options & Faucet Specs,
See Faucet Specifications

⚠️ WARNING:

Faucet(s) on this page may expose you to chemicals, including lead, that are known to the State of California to cause cancer or birth defects or other reproductive harm. For more info., visit www.p65warnings.ca.gov.

Prerinse Baskets with Welded Slide Bar For Fabricated Bowls


Model #	Fits Bowls	Wt.	Cu.
DTA-125	16" x 20" x 4"	9 lbs.	1
DTA-100	20" x 20" x 4"	12 lbs.	1
Large Size Baskets			
DTA-58	18" x 24" x 4"	11 lbs.	1
DTA-59	24" x 24" x 4"	20 lbs.	1



DTA-100 Shown

Prerinse Slide Bars For Fabricated Bowls

Model #	Fits Bowls	Wt.	Cu.
DTA-64	16" x 20"	7 lbs.	1
DTA-60	20" x 20"	9 lbs.	1
Large Size Prerinse Slide Bars			
DTA-51	18" x 24"	8 lbs.	1
DTA-52	24" x 24"	10 lbs.	1



Prerinse Baskets with Welded Slide Bar For Deep Drawn Bowls


Model #	Fits Bowls	Wt.	Cu.
DTA-69	16" x 20" x 4"	9 lbs.	1
DTA-62	20" x 20" x 4"	12 lbs.	1



DTA-62 Shown

Prerinse Slide Bars for Deep Drawn Bowls

Model #	Fits Bowls	Wt.	Cu.
DTA-65	16" x 20"	7 lbs.	1
DTA-63	20" x 20"	9 lbs.	1



Splash Mounted Faucet EXTRA HEAVY DUTY

K-119
8" O.C.



16" Spout

Splash Mounted Faucet

K-101
8" O.C.



8" Spout

SPEC-LINE EXTRA HEAVY DUTY

Prerinse Faucet

DTA-53
8" O.C.

Wall Bracket Included

Splash Mounted

Interchangeable with
T&S Brand Faucets
T&S Equivalent = B133-B



Prerinse Faucet



K-116
8" O.C.

Wall Bracket Included

Splash Mtd.



Add-A-Faucet for DTA-53
Prerinse Faucet
K-117



Add-A-Faucet for K-116
Prerinse Faucet
K-117-TS



Stainless Steel Sink Compartment Covers

K-455
16" x 20" Cover
or
20" x 20"
Specify Size



Lever Operated Drain

K-5



Twist Handle 2" IPS


Lever Drain Support Bracket

K-4



INDIVIDUAL Stainless Steel Legs with Stainless Steel Adjustable Bullet Feet

K-475



Customer Service Available To Assist You 1-800-645-3166 8:30 am - 8:00 pm E.S.T.

Email Orders To: customer@advancetabco.com. For Smart Fabrication™ Quotes, Email To: smartfab@advancetabco.com or Fax To: 631-586-2933

NEW YORK
Fax: (631) 242-6900

GEORGIA
Fax: (770) 775-5625

TEXAS
Fax: (972) 932-4795

NEVADA
Fax: (775) 972-1578