



STAINLESS STEEL
WORK TABLES

STANDARD Series - 1 1/2" Splash - OPEN BASE Style



Item #: _____ **Qty #:** _____
Model #: _____
Project #: _____

FEATURES:

Top is furnished with a 1 5/8" sanitary rolled rim edge on front and square sides, and a 1 1/2" splash of single metal thickness on the rear side.

TWO hat channels stud welded to reinforce and maintain a level working surface. 30" and 36" wide tables supplied with THREE hat channels.

Pre-engineered welded angle adapters insure ease of future drawer installation.

Front to back Stretchers are welded to legs. Left to right Stretcher bolted to legs and requires assembly.

CONSTRUCTION:

All TIG welded. Exposed weld areas polished to match adjacent surfaces.

Entire top mechanically polished to a satin finish.

Top is sound deadened.

Roll formed embossed galvanized hat channels are secured to top by means of structural adhesive and weld studs.

Gussets welded to support hat sections.



NEW
Rolled Rim Edges on Front and Splash on Back and Square Side Edges



1-5/8" LEG STRETCHERS
Ensure Stability

MATERIAL:

TFMS-SERIES: Stainless Steel Legs - Open Base

TOP: 16 gauge stainless steel type "304" series.

STRETCHERS: 1 5/8" dia. tubular stainless steel.

LEGS: 1 5/8" diameter tubular stainless steel.
1" adjustable stainless steel bullet feet.
Stainless steel gussets.

TFMG-SERIES: Galvanized Legs - Open Base

TOP: 16 gauge stainless steel type "304" series.

STRETCHERS: 1 5/8" dia. tubular galvanized steel.

LEGS: 1 5/8" diameter tubular galvanized steel.
1" adjustable plastic bullet feet.
Galvanized steel gussets.

TFMS-Series:
Stainless Steel Legs & Stretchers

L	24" Wide	30" Wide	36" Wide
30"	TFMS-240	TFMS-300	
24"	TFMS-242	TFMS-302	
36"	TFMS-243	TFMS-303	TFMS-363
48"	TFMS-244	TFMS-304	TFMS-364
60"	TFMS-245	TFMS-305	TFMS-365
72"	TFMS-246	TFMS-306	TFMS-366
84"	TFMS-247	TFMS-307	TFMS-367
96"	TFMS-248	TFMS-308	TFMS-368
108"	TFMS-249	TFMS-309	TFMS-369
120"	TFMS-2410	TFMS-3010	TFMS-3610
132"	TFMS-2411	TFMS-3011	TFMS-3611
144"	TFMS-2412	TFMS-3012	TFMS-3612



TFMG-Series:
Galvanized Steel Legs & Stretchers

L	24" Wide	30" Wide	36" Wide
30"	TFMG-240	TFMG-300	
24"	TFMG-242	TFMG-302	
36"	TFMG-243	TFMG-303	TFMG-363
48"	TFMG-244	TFMG-304	TFMG-364
60"	TFMG-245	TFMG-305	TFMG-365
72"	TFMG-246	TFMG-306	TFMG-366
84"	TFMG-247	TFMG-307	TFMG-367
96"	TFMG-248	TFMG-308	TFMG-368
108"	TFMG-249	TFMG-309	TFMG-369
120"	TFMG-2410	TFMG-3010	TFMG-3610
132"	TFMG-2411	TFMG-3011	TFMG-3611
144"	TFMG-2412	TFMG-3012	TFMG-3612

Create Your Own Efficient Workstation with the Available Standard Accessories (Visit Section K)



Customer Service Available To Assist You 1-800-645-3166 8:30 am - 8:00 pm E.S.T.

Email Orders To: customer@advancetabco.com. For Smart Fabrication™ Quotes, Email To: smartfab@advancetabco.com or Fax To: 631-586-2933

NEW YORK
Fax: (631) 242-6900

GEORGIA
Fax: (770) 775-5625

TEXAS
Fax: (972) 932-4795

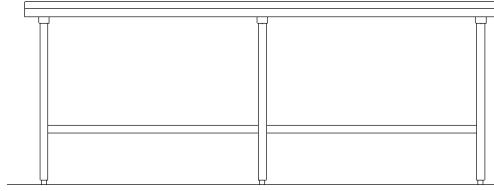
NEVADA
Fax: (775) 972-1578

DIMENSIONS and SPECIFICATIONS

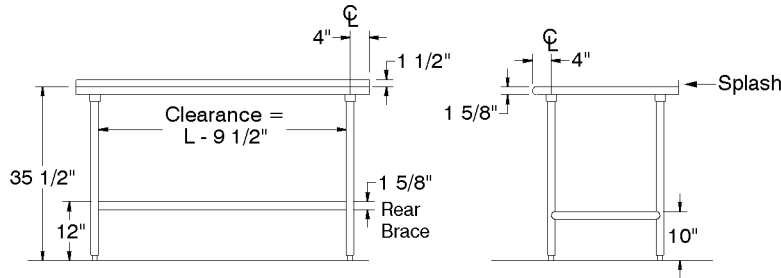
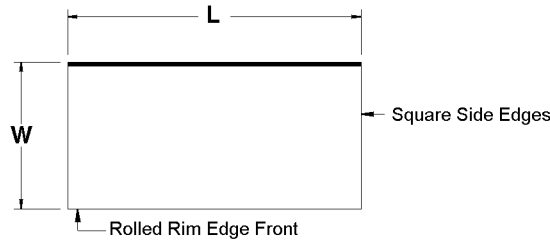
ALL DIMENSIONS ARE TYPICAL TOL ± .500"

All Units Shipped Unassembled (KD) for Reduced Shipping Costs.

TFMS & TFMG Series OPEN BASE Style 1 1/2" Backsplash



Units 8ft. and larger are furnished with six (6) legs



TFMS-Series: Stainless Steel Legs & Stretchers

L	24" Wide	Wt.	30" Wide	Wt.	36" Wide	Wt.
30"	TFMS-240	42 lbs.	TFMS-300	52 lbs.		
24"	TFMS-242	25 lbs.	TFMS-302	47 lbs.		
36"	TFMS-243	53 lbs.	TFMS-303	59 lbs.	TFMS-363	70 lbs.
48"	TFMS-244	64 lbs.	TFMS-304	72 lbs.	TFMS-364	77 lbs.
60"	TFMS-245	74 lbs.	TFMS-305	85 lbs.	TFMS-365	91 lbs.
72"	TFMS-246	85 lbs.	TFMS-306	93 lbs.	TFMS-366	103 lbs.
84"	TFMS-247	103 lbs.	TFMS-307	113 lbs.	TFMS-367	122 lbs.
96"	TFMS-248	114 lbs.	TFMS-308	126 lbs.	TFMS-368	135 lbs.
108"	TFMS-249	130 lbs.	TFMS-309	150 lbs.	TFMS-369	160 lbs.
120"	TFMS-2410	227 lbs.	TFMS-3010	242 lbs.	TFMS-3610	253 lbs.
132"	TFMS-2411	251 lbs.	TFMS-3011	268 lbs.	TFMS-3611	282 lbs.
144"	TFMS-2412	266 lbs.	TFMS-3012	283 lbs.	TFMS-3612	297 lbs.

TFMG-Series: Galvanized Steel Legs & Stretchers

L	24" Wide	Wt.	30" Wide	Wt.	36" Wide	Wt.
30"	TFMG-240	42 lbs.	TFMG-300	52 lbs.		
24"	TFMG-242	25 lbs.	TFMG-302	47 lbs.		
36"	TFMG-243	53 lbs.	TFMG-303	59 lbs.	TFMG-363	70 lbs.
48"	TFMG-244	64 lbs.	TFMG-304	72 lbs.	TFMG-364	77 lbs.
60"	TFMG-245	74 lbs.	TFMG-305	85 lbs.	TFMG-365	91 lbs.
72"	TFMG-246	85 lbs.	TFMG-306	93 lbs.	TFMG-366	103 lbs.
84"	TFMG-247	103 lbs.	TFMG-307	113 lbs.	TFMG-367	122 lbs.
96"	TFMG-248	114 lbs.	TFMG-308	126 lbs.	TFMG-368	135 lbs.
108"	TFMG-249	130 lbs.	TFMG-309	150 lbs.	TFMG-369	160 lbs.
120"	TFMG-2410	227 lbs.	TFMG-3010	242 lbs.	TFMG-3610	253 lbs.
132"	TFMG-2411	251 lbs.	TFMG-3011	268 lbs.	TFMG-3611	282 lbs.
144"	TFMG-2412	266 lbs.	TFMG-3012	283 lbs.	TFMG-3612	297 lbs.

