

Duke Specifications



“Your Solutions Partner”

F.O.B. Sedalia, Missouri 65301



316S-3060-2R

OPTIONS:

- Drawers, standard on roller slides, stainless (**185**) or galvanized (**186**) liner, S/S face plate
- Drawers, deluxe on ball-bearing roller slides, stainless (**177**) or galvanized (**176**) liner, S/S face plate
- Lock (cylinder) and key for drawer - **LK**
- Tiers of drawers - **731** (S/S in & out), **732** (galv in/S/S out)
- Intermediate shelves, galvanized or stainless steel
- Overhead shelves, specify 14, 16 or 18 gauge - **1056**
- Pan racks, table, wall or ceiling mounted
- Casters, swivel, two w/locks, 5" diameter, rubber tires - **CAWT, CAWT-LK**
- Sinks, specify standard size - **180SP, 181SP, 182SSP, 184SP**
- Bullet feet, stainless steel - **SS-FEETSP**
- Special height legs - **SP-HT-LEGSSP**
- Tubular legs - **T**

AGENCY LISTING:



DUKE MANUFACTURING CO.
P. O. Box 5426
St. Louis, MO 63147-0230

800.735.3853 Toll Free
314.231.1130 In Missouri
314.231.5074 Fax
www.dukemfg.com

PROJECT INFORMATION:

PROJECT: _____
 ITEM: _____
 QUANTITY: _____

MODEL:

Aerohot Worktables
1-1/2" Straight Riser

- Supreme - 314 Series** - 14 gauge, 300 Series stainless steel tops
 Bull nose, front
 Square sides
- Deluxe - 316 Series** - 16 gauge, 300 Series stainless steel tops
 Bull nose, front
 Square sides
- Standard - 416 Series** - 16 gauge, 400 Series stainless steel tops
 Bull nose, front
 Square sides

TOP:

- 300 or 400 Series, 14 or 16 gauge stainless steel, as specified
- 1-1/2" straight riser
- Bull nose, front
- (2) galvanized hat channels
- Vinyl cushion between channels and underside of top

ADJUSTABLE UNDERSHELF:

- Heavy gauge galvanized OR stainless steel
- Die-formed corners
- Set screws to lock in place

LEGS:

- 1-5/8" diameter, stainless steel or galvanized tubular leg, as specified
- Non-marking, non-corrosive, adjustable plastic bullet feet for galvanized legs
- Stainless steel feet for stainless steel legs
- Galvanized leg sockets welded to hat channels
- Scored legs for easy adjustment of undershelf

SHORT FORM SPECIFICATIONS:

Duke Aerohot Worktables - 1-1/2" Riser. Top shall be constructed of 300 or 400 Series, 14 or 16 gauge stainless steel. Bull nose front, with square sides. 1-1/2" riser in back. Top supported by two (2) galvanized, heavy gauge hat channels with provisions to mount a drawer. Vinyl cushion between channels and underside of top for sound-deadening. Adjustable undershelf shall be of heavy gauge stainless or galvanized steel, which locks in place with set screws at any height. If adjusted to less than 6" from floor, tables will NOT be NSF approved. Undershelf to have reinforced castings. 1-5/8" diameter legs to have galvanized leg sockets welded to hat channels. Galvanized legs to have plastic bullet feet; stainless steel legs to have stainless steel feet. Legs scored for easy installation. Tables 96" or longer to have 6 legs. Shipped knocked down for quick, easy assembly.

Aerohot®

A.I.A. File No. 35-C-13

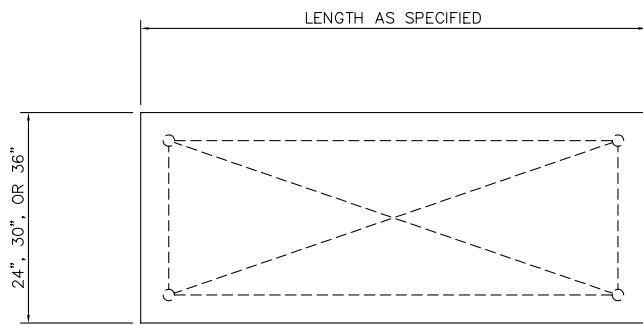
Catalog No. AWT-1-1/2"

AEROHOT WORKTABLES - 1-1/2" RISER

AEROHOT WORKTABLES

1-1/2" STRAIGHT RISER

- ❑ **Supreme - 314 Series** - 14 gauge, 300 Series stainless steel tops
Bull nose - front, Square sides
- ❑ **Deluxe - 316 Series** - 16 gauge, 300 Series stainless steel tops
Bull nose - front, Square sides
- ❑ **Standard - 416 Series** - 16 gauge, 400 Series stainless steel tops
Bull nose - front, Square sides



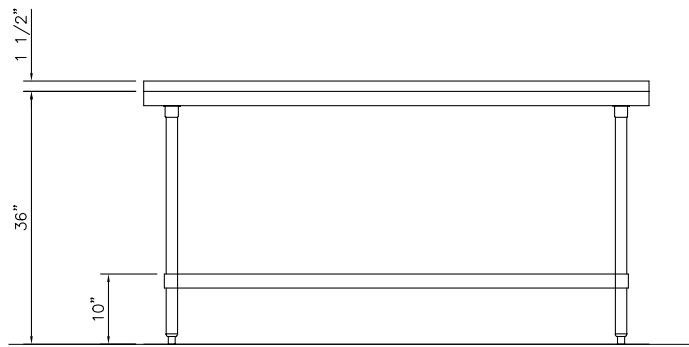
Specify length and width of table when ordering:

EX: 314S-2424-2R = 14 gauge, 300 Series stainless table, with stainless undershelf, legs and feet. 24" width x 24" length, 1-1/2" riser
"S" in model number denotes stainless steel undershelf, legs and feet.

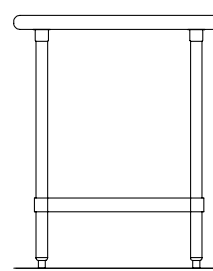
EX: xxxS-xxxx

Model number without "S" denotes galvanized undershelf, legs and feet
"T" prefix denotes tubular base

TOP VIEW



FRONT VIEW



SIDE VIEW

DIMENSIONS: All tables 36"/91.4cm high

Freight Class: 70

Length		Model Numbers								
		Supreme			Deluxe			Standard		
in.	cm	24"W	30"W	36"W	24"W	30"W	36"W	24"W	30"W	36"W
24	61.0	314-2424-2R	314-3024-2R	n/a	316-2424-2R	316-3024-2R	n/a	416-2424-2R	416-3024-2R	n/a
30	76.8	314-2430-2R	314-3030-2R	n/a	316-2430-2R	316-3030-2R	n/a	416-2430-2R	416-3030-2R	n/a
36	91.4	314-2436-2R	314-3036-2R	314-3636-2R	316-2436-2R	316-3036-2R	316-3636-2R	416-2436-2R	416-3036-2R	416-3636-2R
48	122.9	314-2448-2R	314-3048-2R	314-3648-2R	316-2448-2R	316-3048-2R	316-3648-2R	416-2448-2R	416-3048-2R	416-3648-2R
60	152.4	314-2460-2R	314-3060-2R	314-3660-2R	316-2460-2R	316-3060-2R	316-3660-2R	416-2460-2R	416-3060-2R	416-3660-2R
72	182.9	314-2472-2R	314-3072-2R	314-3672-2R	316-2472-2R	316-3072-2R	316-3672-2R	416-2472-2R	416-3072-2R	416-3672-2R
84	213.4	314-2484-2R	314-3084-2R	314-3684-2R	316-2484-2R	316-3084-2R	316-3684-2R	416-2484-2R	416-3084-2R	416-3684-2R
96	243.8	314-2496-2R	314-3096-2R	314-3696-2R	316-2496-2R	316-3096-2R	316-3696-2R	416-2496-2R	416-3096-2R	416-3696-2R
108	274.3	314-4108-2R	314-30108-2R	314-36108-2R	316-24108-2R	316-30108-2R	316-36108-2R	416-24108-2R	416-30108-2R	416-36108-2R
120	304.8	314-24120-2R	314-30120-2R	314-36120-2R	316-24120-2R	316-30120-2R	316-36120-2R	416-24120-2R	416-30120-2R	416-36120-2R
132	335.3	314-24132-2R	314-30132-2R	314-36132-2R	316-24132-2R	316-30132-2R	316-36132-2R	416-24132-2R	416-30132-2R	416-36132-2R
144	365.8	314-24144-2R	314-30144-2R	314-36144-2R	316-24144-2R	316-30144-2R	316-36144-2R	416-24144-2R	416-30144-2R	416-36144-2R



DUKE MANUFACTURING CO.
P. O. Box 5426
St. Louis, MO 63147-0230

800.735.3853 Toll Free
314.231.1130 In Missouri
314.231.5074 Fax
www.dukemfg.com

"Your Solutions Partner"

Specifications subject to change
Central Restaurant Products

10/99

Printed in U.S.A.
© 1999, Duke Manufacturing Co.