



Your Solutions Partner

Specifications

F.O.B St. Louis, Missouri 63102



314S-3060-10R

OPTIONS:

- Drawers, standard on roller slides, stainless (185) or galvanized (186) liner, S/S face plate
- Drawers, deluxe on ball-bearing roller slides, stainless (177) or galvanized (176) liner, S/S face plate
- Lock (cylinder) and key for drawer - **LK**
- Tiers of drawers - **731** (S/S in & out), **732** (galv in S/S out)
- Intermediate shelves, galvanized or stainless steel
- Overhead shelves, specify 14, 16 or 18 gauge - **1056**
- Pan racks, table, wall or ceiling mounted
- Casters, swivel, two w/locks, 5" diameter rubber tires - **CAWT** or **CAWT-LK**
- Sinks, specify standard size - **180SP, 181SP, 182SP, 184SP**
- Bullet feet, stainless steel - **SS-FEETSP**
- Special height legs - **SP-HT-LEGSSP**
- Tubular cross rails - **T**

AGENCY LISTING:



DUKE MANUFACTURING CO.
2305 N. Broadway
St. Louis, MO 63102

800.735.3853 Toll Free
314.231.1130 In Missouri
314.231.5074 Fax
www.dukemfg.com

SS-DM-00217-AW-06

Approval Stamp(s):

PRODUCT INFORMATION:

PROJECT: _____

ITEM: _____

QUANTITY: _____

MODEL:

Duke Worktables - 9.5" Riser w/1-1/2" at 45° Return

- Supreme** 14 gauge, 300 Series stainless steel tops
Marine edge - front and ends.

TOP:

- Heavy gauge, 14 gauge, 300 stainless steel
- 9.5" riser w/1-1/2" at 45° return
- Marine edge - front and ends
- (2) galvanized hat channels
- Vinyl cushion between channels and underside of top

ADJUSTABLE UNDERSHELF:

- Heavy gauge galvanized OR stainless steel, as specified
- Die-formed corners
- Set screws to lock in place

LEGS:

- 1-5/8" diameter, stainless steel or galvanized tubular leg, as specified
- Non-marking, non-corrosive, adjustable plastic bullet feet for galvanized legs
- Stainless steel feet for stainless steel legs
- Galvanized leg sockets welded to hat channels

Click here to buy now!



1-866-285-1252

SHORT FORM SPECIFICATIONS:

Duke Worktables - 9.5" Riser. Top shall be constructed of heavy gauge stainless steel. Marine edge front, and sides. 9.5" riser in back. Top supported by two (2) galvanized, heavy gauge hat channels with provisions to mount a drawer. Vinyl cushion between channels and underside of top for sound-deadening. Adjustable undershelf shall be of heavy gauge stainless or galvanized steel, which locks in place with set screws at any height. If adjusted to less than 6" from floor, tables will **NOT** be NSF approved. Undershelf to have reinforced castings. 1-5/8" diameter legs to have galvanized leg sockets welded to hat channels. Galvanized legs to have plastic bullet feet; stainless steel legs to have stainless steel feet. Tables 96" or longer to have 6 legs. Shipped knocked down for quick, easy assembly.

Aerohot®

DUKE WORKTABLES 9.5" RISER W/1-1/2" AT 45° RETURN

- Supreme** 14 gauge, 300 Series stainless steel tops
Marine edge - front and ends

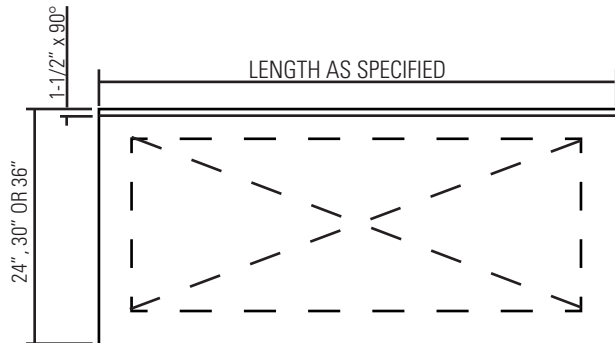
Specify length and width of table when ordering:

EX: 314S-2424-10R = 14 gauge, 300 Series stainless table, with stainless undershelf, legs and feet. 24" width x 24" length, 9.5" riser "S" in model number denotes stainless steel undershelf, legs and feet.


EX: xxS-xxx

Model number without "S" denotes galvanized undershelf, legs and feet "T" prefix denotes tubular base.

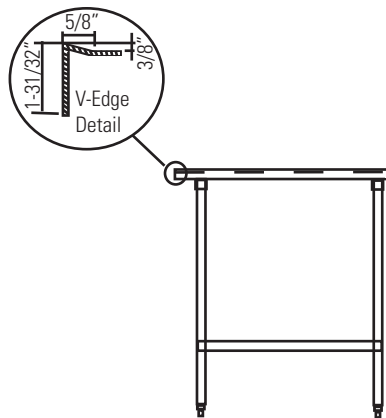
Model number without "S" denotes galvanized undershelf, legs and feet.



TOP VIEW



FRONT VIEW



SIDE VIEW

DIMENSIONS: All tables 36" / 91.4 cm high

Freight Class: 70

Length		Model Numbers		
		Supreme		
in.	cm	24"W	30"W	36"W
24	61.0	314-2424-10R	314-3024-10R	n/a
30	76.8	314-2430-10R	314-3030-10R	n/a
36	91.4	314-2436-10R	314-3036-10R	314-3636-10R
48	122.9	314-2448-10R	314-3048-10R	314-3648-10R
60	152.4	314-2460-10R	314-3060-10R	314-3660-10R
72	182.9	314-2472-10R	314-3072-10R	314-3672-10R
84	213.4	314-2484-10R	314-3084-10R	314-3684-10R
96	243.8	314-2496-10R	314-3096-10R	314-3696-10R
108	274.3	314-24108-10R	314-30108-10R	314-36108-10R
120	304.8	314-24120-10R	314-30120-10R	314-36120-10R
132	335.3	314-24132-10R	314-30132-10R	314-36132-10R
144	365.8	314-24144-10R	314-30144-10R	314-36144-10R



DUKE MANUFACTURING CO.

2305 N. Broadway
St. Louis, MO 63102

800.735.3853 Toll Free
800.231.1130 In Missouri
314.231.5074 Fax
www.dukemfg.com

Specification subject to change