



Your Solutions Partner

# Specifications

F.O.B Sedalia, Missouri 65301



HB3CI

### OPTIONS:

- 8" deep liner in lieu of 5" deep
- Internal locking device
- False bottom
- Hot food style top - HFST - \_\_\_\_\_
- 1-color laminate on body/second color laminate on tray slide
- Laminate finish other than standard eight (8) finishes
- Enclosed storage
- Intermediate Shelf
- Kickplates (stainless ) (painted) (laminate to match body)
- End shelf
- Bread and cheese board
- Legs in lieu of casters
- Trayslides
- Foodshields

### AGENCY LISTING:



Click here to buy now!



1-866-285-1252

**DUKE MANUFACTURING CO.**  
**2305 N. Broadway**  
**St. Louis, MO 63102**

**800.735.3853 Toll Free**  
**314.231.5074 Fax**  
**www.dukemfg.com**

**Approval Stamp(s):**

### PRODUCT INFORMATION:

PROJECT: \_\_\_\_\_  
 ITEM: \_\_\_\_\_  
 QUANTITY: \_\_\_\_\_

MODEL:

### Heritage Buffet Cold Pan - Ice Cooled - 5" Deep

- HB3CI** 46" length unit
- HB4CI** 60" length unit
- HB5CI** 74" length unit

### TOP:

- Heavy gauge, 300 Series stainless steel
- Flanged down 2" on all four sides

### BODY:

- Heavy gauge paint grip steel
- Laminate patters:
  - Beige Grafix - HB-01
  - Oxide - HB-04
  - Fallen Leaves - HB-07
  - Chestnut Burl - HB-11
- Northern Oak - HB-06
- Azul Granite- HB-08
- Amber Maple - HB-12
- Stainless steel trim strips on corners
- Flanged and channeled edges for strength
- Welded together with reinforcements
- Mounted on NSF listed 5" diameter swivel casters, two with locks, all non-marking polyurethane tires

### ICE PAN SECTION:

- 18 gauge, 300 Series stainless steel liner
- 1" cast brass drain and plug
- Insulated on all four sides and bottom
- 5" deep pan liner

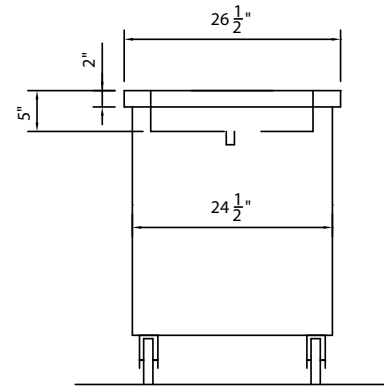
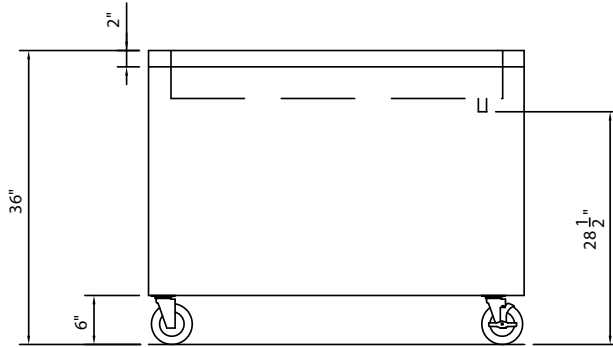
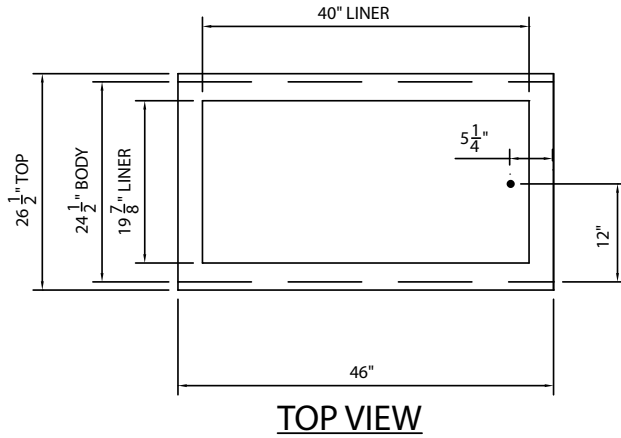
### SHORT FORM SPECIFICATIONS:

**Duke Heritage Buffet - Cold Pans - Ice Cooled.** Top shall be 16ga, 300 series Stainless Steel turned down edges, flush at ends, 20ga paint grip steel bodies with laminate and s/s corner trim, ice pan, 5" or 8" deep s/s liner, 1" drain & plug, 5" dia. NSF approved swivel casters, 2 w/ locks.  
 Note: Stainless Steel body panels in lieu of laminate not available.

# HERITAGE®

## HERITAGE BUFFET COLD PANS - ICE COOLED-5" DEEP

- **HB3CI**                    46" length unit
- **HB4CI**                    60" length unit
- **HB5CI**                    74" length unit



**DIMENSIONS:**

All Units 26-1/2 (67.3 cm) Wide & 36" (91.4 cm) Tall

FREIGHT CLASS: 150

Model	Length		Cold Pan Size						Cube ft. crated	Weight	
	in.	cm	L		W		D			lbs.	kg
			in.	cm	in.	cm	in.	cm			
<b>HB3CI</b>	46	116.8	40	101.6	19-7/8	50.6	5	12.7	36.0	360	163.6
<b>HB4CI</b>	60	152.4	54	137.2	19-7/8	50.6	5	12.7	45.7	480	218.2
<b>HB5CI</b>	74	188.0	68	172.7	19-7/8	50.6	5	12.7	55.4	600	272.7



**DUKE MANUFACTURING CO.**

2305 N. Broadway  
St. Louis, MO 63102

800.735.3853 Toll Free  
800.231.1130 In Missouri  
314.231.5074 Fax  
www.dukemfg.com

Specification subject to change