



Your Solutions Partner

Specifications

F.O.B Sedalia, Missouri 65301



HB3CM-N7

OPTIONS:

- 10" deep liner in lieu of 8" deep
- Internal locking device
- False bottom - FB- _____
- 220v - 50 Hz compressor
- Condensate evaporator
- 1-color laminate on body/second color laminate on tray slide-
- Laminate finish other than standard eight (8) finishes -
- Kickplates (stainless) (painted) (laminate to match body)
- End shelf
- Trayslides
- Foodshields
- Bread and cheese board
- Legs in lieu of casters
- Carving board/shelves

Click here to buy now!



1-866-285-1252

AGENCY LISTING:



DUKE MANUFACTURING CO.

2305 N. Broadway
St. Louis, MO 63102

800.735.3853 Toll Free

314.231.5074 Fax

www.dukemfg.com

SS-DM-00050-HBU-07

Approval Stamp(s):

PRODUCT INFORMATION:

PROJECT: _____

ITEM: _____

QUANTITY: _____

MODEL:

Heritage® Buffet - Cold Pan Units Mechanically Cooled - 8" Deep Meets NSF Standard 7

- HB3CM-N7** 46" length unit
- HB4CM-N7** 60" length unit
- HB5CM-N7** 74" length unit

TOP:

- 16 gauge, 300 Series stainless steel
- Flanged down 2" on all four sides
- Formed down into one heavy gauge stainless steel cold pan

BODY:

- Heavy gauge paint grip steel
- Laminate patters:
 - Beige Grafix - HB-01
 - Oxide - HB-04
 - Fallen Leaves - HB-07
 - Chestnut Burl - HB-11
 - Northern Oak - HB-06
 - Azul Granite - HB-13
 - Amber Maple - HB-12
- Stainless steel trim strips on corners
- Flanged and channeled edges for strength
- Welded together with reinforcements
- Stainless steel removable grille
- Mounted on NSF listed 5" diameter swivel casters, two with locks, all non-marking polyurethane tires
- 6' electric cord and plug

MECHANICALLY COOLED PAN SECTION

- 18 gauge, 300 Series stainless steel liner, 5" deep
- 1" cast brass drain and plug
- Insulated on all four sides and bottom
- Refrigerated coils, controls and compressor compartment - R134A
- Removable stainless brackets and adapter bars to hold food pans 3" below counter top

SHORT FORM SPECIFICATIONS:

Duke Heritage® Buffet - Cold Pan - Mechanically Cooled - 8" Deep - Meets NSF Standard 7.

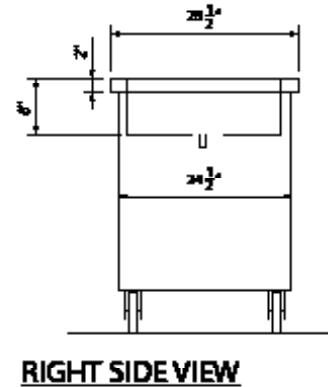
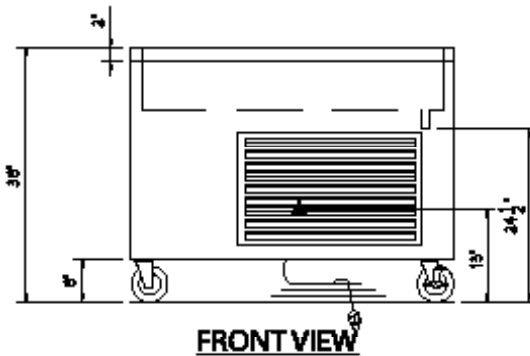
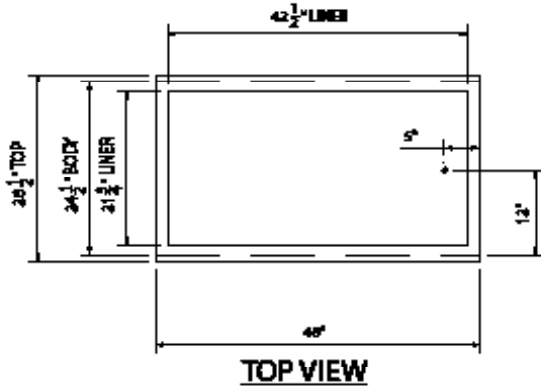
Top shall be 16 ga, 300 series Stainless Steel turned down edges, flush at ends, 20 ga paint grip steel bodies with laminate and s/s corner trim, s/s removable grille, mechanically assisted ice pan, 8" deep s/s liner, 1" drain & plug, 5" dia. NSF approved swivel casters, 2 w/ locks, 6' cord & plug.

Note: Stainless Steel body panels in lieu of laminate not available.

HERITAGE®

Heritage® Buffet - Cold Pans Mechanically Cooled - 8" Deep Meets NSF Standard 7

- **HB3CM-N7** 46" length unit
- **HB4CM-N7** 60" length unit
- **HB5CM-N7** 74" length unit



| LEGEND | |
|--------|-----------------------|
| ▲ | ELECTRICAL CONNECTION |
| ● | DRAIN LOCATION |

DIMENSIONS:

8" Deep Mechanically Cooled Cold Pan - All Units 26-1/2" (67.31 cm) Wide & 36" (91.4 cm) Tall

FREIGHT CLASS: 150

| Model | Length | | Cold Pan Size | | | | | | Cubeff. crated | Weight | |
|----------|--------|-------|---------------|-------|--------|------|-----|------|----------------|--------|-------|
| | in. | cm | L | | W | | D | | | lbs. | kg |
| | | | in. | cm | in. | cm | in. | cm | | | |
| HB3CM-N7 | 46 | 116.8 | 42-1/2 | 108.0 | 21-3/4 | 55.3 | 8 | 20.3 | 36.0 | 432 | 196.4 |
| HB4CM-N7 | 60 | 152.4 | 56-1/2 | 143.5 | 21-3/4 | 55.3 | 8 | 20.3 | 45.7 | 570 | 259.1 |
| HB5CM-N7 | 74 | 188.0 | 70-1/2 | 179.1 | 21-3/4 | 55.3 | 8 | 20.3 | 56.8 | 710 | 322.7 |

ELECTRICAL SPECIFICATIONS:

| Model | HP | 120 volt w/no lights | |
|----------|-----|----------------------|------|
| | | amps | NEMA |
| HB3CM-N7 | 1/4 | 3.9 | 5-15 |
| HB4CM-N7 | 1/4 | 4.8 | 5-15 |
| NB5CM-N7 | 1/3 | 4.8 | 5-15 |



DUKE MANUFACTURING CO.
2305 N. Broadway
St. Louis, MO 63102

800.735.3853 Toll Free
800.231.1130 In Missouri
314.231.5074 Fax
www.dukemfg.com