




Your Solutions Partner

# Specifications

F.O.B. Sedalia, Missouri 65301



314S-3060

### OPTIONS:

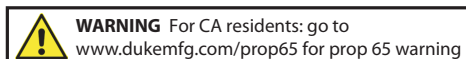
- Drawers, standard on roller slides, stainless (185) or galvanized (186) liner, S/S face plate
- Drawers, deluxe on ball-bearing roller slides, stainless (177) or galvanized (176) liner, S/S face plate
- Lock (cylinder) and key for drawer - LK
- Tiers of drawers - 731 (S/S in & out), 732 (galv in S/S out)
- Intermediate shelves, galvanized or stainless steel
- Overhead shelves, specify 14, 16 or 18 gauge - 1056
- Pan racks, table, wall or ceiling mounted (available on 18 gauge tables)
- Casters, swivel, two w/locks, 5" diameter rubber tires - CAWT or CAWT-LK
- Sinks, specify standard size Supreme & Deluxe tables only - 180SP, 181SP, 182SP, 184SP
- Bullet feet, stainless steel - SS-FEETS P
- Special height legs - SP-HT-LEGSSP
- Tubular crossrails - T

### AGENCY LISTING:



DUKE MANUFACTURING CO.  
 2305 N. Broadway  
 St. Louis, MO 63102  
 800.735.3853 Toll Free  
 314.231.5074 Fax  
 www.dukemfg.com

Specification subject to change



**Approval Stamp(s):**

### PRODUCT INFORMATION:

PROJECT: \_\_\_\_\_

ITEM: \_\_\_\_\_

QUANTITY: \_\_\_\_\_

### MODEL:

#### Duke Worktables - Flat Top

- Supreme - 314 Series** 14 gauge, 300 Series stainless steel tops  
Bull nose, front and rear  
Square sides
- Deluxe - 316 Series** 16 gauge, 300 Series stainless steel tops  
Bull nose, front and rear  
Square sides
- Standard - 416 Series** 16 gauge, 400 Series stainless steel tops  
Bull nose, front and rear  
Square sides
- Economy - 418 Series** 18 gauge, 400 Series stainless steel tops  
Bull nose, front and rear  
Square sides  
Galvanized undershelf and legs ONLY

### TOP:

- 300 or 400 Series, 14, 16 & 18 gauge stainless steel, as specified
- Bull nose, front and rear
- (2) galvanized hat channels
- Vinyl cushion between channels and underside of top

### ADJUSTABLE UNDERSHELF:

- Heavy gauge galvanized OR stainless steel, as specified  
STAINLESS STEEL NOT AVAILABLE WITH 418 SERIES TABLES
- Die-formed corners
- Set screws to lock in place

### LEGS:

- 1-5/8" diameter, stainless steel or galvanized tubular leg, as specified  
STAINLESS STEEL NOT AVAILABLE WITH 418 SERIES TABLES
- Non-marking, non-corrosive, adjustable plastic bullet feet for galvanized legs
- Stainless steel feet for stainless steel legs
- Galvanized leg sockets welded to hat channels

DUKE WORKTABLES - FLAT TOP TABLES

Catalog No. AWT-FLAT

A.I.A. File No. 35-C-13

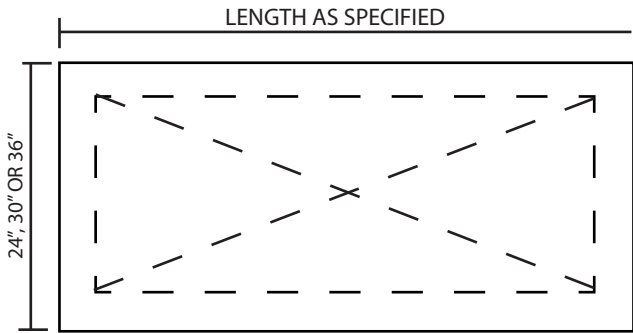
## DUKE WORKTABLES - FLAT TOP

Specify length and width of table when ordering:  
 EX: 314S-2424 = 14 gauge, 300 Series stainless table, with stainless undershelf, legs and feet. 24" width x 24" length


"S" in model number denotes stainless steel undershelf, legs and feet.

EX: xxxS-XXXX

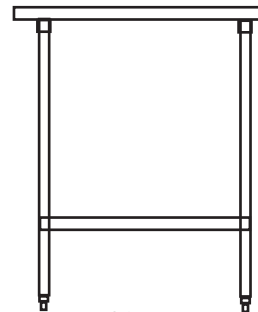
Model number without "S: denotes galvanized undershelf, legs and feet "T: prefix denotes tubular base



TOP VIEW



FRONT VIEW



SIDE VIEW

**DIMENSIONS: All tables 36" / 91.4 cm high**

**Freight Class: 70**

Length		Model Numbers											
		Supreme			Deluxe			Standard			Economy		
in.	cm	24"W	30"W	36"W	24"W	30"W	36"W	24"W	30"W	36"W	24"W	30"W	36"W
24	61.0	314-2424	314-3024	n/a	316-2424	316-3024	n/a	416-2424	416-3024	n/a	418-2424	418-3024	n/a
30	76.8	314-2430	314-3030	n/a	316-2430	316-3030	n/a	416-2430	416-3030	n/a	418-2430	418-3030	n/a
36	91.4	314-2436	314-3036	314-3636	316-2436	316-3036	316-3636	416-2436	416-3036	416-3636	418-2436	418-3036	n/a
48	122.9	314-2448	314-3048	314-3648	316-2448	316-3048	316-3648	416-2448	416-3048	416-3648	418-2448	418-3048	n/a
60	152.4	314-2460	314-3060	314-3660	316-2460	316-3060	316-3660	416-2460	416-3060	416-3660	418-2460	418-3060	n/a
72	182.9	314-2472	314-3072	314-3672	316-2472	316-3072	316-3672	416-2472	416-3072	416-3672	418-2472	418-3072	n/a
84	213.4	314-2484	314-3084	314-3684	316-2484	316-3084	316-3684	416-2484	416-3084	416-3684	n/a	n/a	n/a
96	243.8	314-2496	314-3096	314-3696	316-2496	316-3096	316-3696	416-2496	416-3096	416-3696	418-2496	418-3096	n/a
108	274.3	314-24108	314-30108	314-36108	316-24108	316-30108	316-36108	416-24108	416-30108	416-36108	n/a	n/a	n/a
120	304.8	314-24120	314-30120	314-36120	316-24120	316-30120	316-36120	416-24120	416-30120	416-36120	n/a	n/a	n/a
132	335.3	314-24132	314-30132	314-36132	316-24132	316-30132	316-36132	416-24132	416-30132	416-36132	n/a	n/a	n/a
144	365.8	314-24144	314-30144	314-36144	316-24144	316-30144	316-36144	416-24144	416-30144	416-36144	n/a	n/a	n/a



Your Solutions Partner

**Duke Manufacturing Co.**  
 2305 N. Broadway  
 St. Louis, MO 63102

Phone: 314-231-1130  
 Toll Free: 1-800-735-3853  
 Fax: 314-231-5074

[www.dukemfg.com](http://www.dukemfg.com)