




Electric Griddles

Planchas Electricas

GRID-16
GRID-24
GRID-30

- Constructed of heavy duty stainless steel
Hecha en acero inoxidable de alta resistencia
- Temperature control switch ranges from 120° to 570°F
Interruptor de control de temperatura ajustable entre 120°-570°F
- 3" high side and back splashes for protection
Protección lateral y trasera de 3"
- Bottom mounted grease collection pan for easy cleaning
Bandeja de recolección de grasa en la base para facilitar la limpieza
- CE, NSF

Item Number	Cooking Area	Voltage	Wattage	Amps	NEMA Plug
GRID-16	15.5" x 16"	120V	1750W	14.5	5-15 
GRID-24	15.5" x 24"	208V/240V	2680-3570W	14.9	6-20 
GRID-30	15.5" x 30"	208V/240V	3380-4500W	18.8	6-20 



[Click here to buy now!](#)

Central[®]
RESTAURANT PRODUCTS
WHOLESALE EQUIPMENT & SUPPLIES

1-866-285-1252

