

Model: \_\_\_\_\_

Item #: \_\_\_\_\_ Quantity: \_\_\_\_\_

Project: \_\_\_\_\_



### Convenience Store Sink

- **Sink Bowls:**  
20 gauge 304 series stainless steel 10" x 14" x 10" deep. Furnished with 3 1/2" basket drains.
- **Drainboard:**  
20 gauge 304 series stainless steel reinforced with welded braces every six inches.
- **Front Apron:**  
20 gauge 304 series stainless steel clad over 20 gauge galvaneal.
- **Sides:**  
20 gauge 304 series stainless steel.
- **Backsplash:**  
20 gauge 304 series stainless steel.
- **Back and Bottom:**  
20 gauge galvaneal.
- **Legs:**  
1 5/8" tubular 16 gauge stainless steel with grey thermoplastic bullet feet.
- **Faucet (included):**  
4" center wall mount faucet.
- **Plumbing:**  
1/2" IPS hot and cold water  
1 1/2" IPS drain connection

### Accessories

- Royal Faucet with Cartridge Valve Upgrade

Convenience Sinks

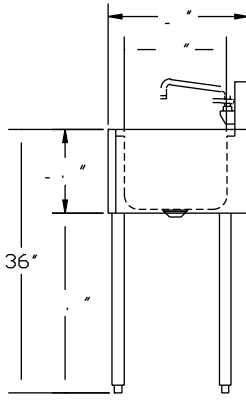
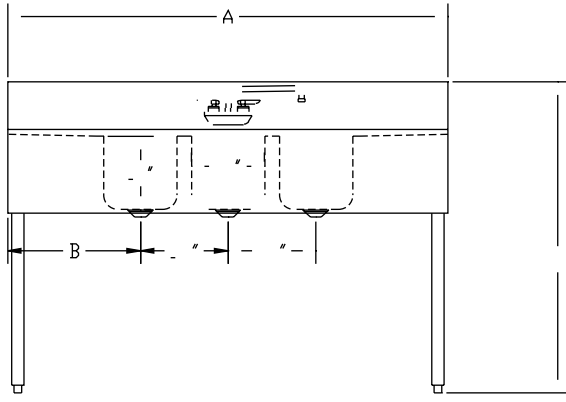
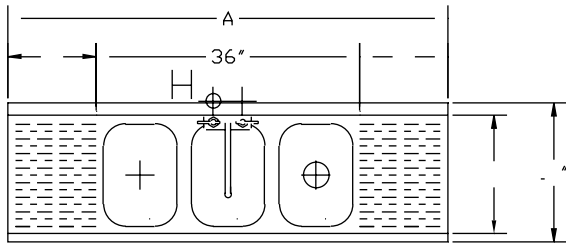
Approved By: \_\_\_\_\_



Model: \_\_\_\_\_ Item #: \_\_\_\_\_ Quantity: \_\_\_\_\_ Project: \_\_\_\_\_

## Convenience Store Sink

| Model Numbers | Length<br>(A) | Bowls | Left Side to Drain<br>(B) | Drainboard Size<br>(C) | Bowl(s) Location | Weight lbs |
|---------------|---------------|-------|---------------------------|------------------------|------------------|------------|
| CS-1860       | 5'-0"         | 3     | 18"                       | 12" (2 ea.)            | Center           | 118        |
| CS-1872       | 6'-0"         | 3     | 24"                       | 18" (2 ea.)            | Center           | 138        |



**Mechanical Requirements:**  
 1/2" IPS Hot and Cold Connection  
 1 1/2" IPS Drain Connection

Approved By: \_\_\_\_\_

Due to our commitment to continued product improvement, specifications are subject to change without notice.