

REFRIGERATOR MANUFACTURER
Turbo air
 more durable, efficient, beautiful

4184 E. Conant St.
 Long Beach, CA 90808
 Tel. 310-900-1000
 Fax. 310-900-1077
www.turboairinc.com

Project :	
Model # :	
Item # :	Qty :
Available W/H :	
Approval :	

Soild Dual Temperature

Reach-In Top Mount
 J Series

Model : JRF-45

≡ FEATURES & BENEFITS ≡

- **Digital temperature control system**
 Provides precise and constant temperature. This level of precision allows food products to remain fresh over an extended period of time.
- **High-tech monitor**
 The monitor digitally displays present cabinet temperatures. You can easily change the temperature by adjusting the thermostat.
- **Hot gas condensate system**
 Through Turbo Air's creative innovation, the condensate system surfaces have been specially treated to resist corrosion. This not only increases efficiency without the risk of refrigerant leakage from corrosion, but also prevents the overflow of condensate water.
- **Two separate refrigeration system**
 J series dual temp model is designed with two separate compressors for refrigerator & freezer. Single section model is built as refrigerator on top half and freezer on the bottom half. For two section model, 35% of freezer is built on the left and 65% of refrigerator is on the right. For three section model, 1/3 (one section) freezer is built on the left and 2/3 (two sections) refrigerator is on the right.
- **Door pressure release device**
 Pressure relief doors are designed to eliminates vacuum pressure and allows easy, instant door opening.
- **LED interior lighting system**
- **Turbo Freeze features for faster freezing**
 The Turbo Freeze function, located on the control panel, allows the compressor to run continuously for up to two hours. When this function is activated, the temperature inside the cabinet quickly decreases and cools or freeze products much faster. An ideal time to use the Turbo Freeze function is when the unit is stocked with new products.
- **Efficient refrigeration system**
 Turbo Air's J series dual temp models are designed with oversized and balanced (CFC Free R-134A and R-404A) refrigeration systems. These include efficient evaporators and condensers for faster cooling and greater efficiency.
- **Adjustable, heavy duty, PE(polyethylene) coated wire shelves**
- **Automatic evaporator fan motor delays**
 When the door is opened the evaporator fan will stop, preventing the circulation of hot and moist air from escaping into the refrigerator. This increases energy efficiency and lengthens the life of the compressor.
- **Exterior & interior of cabinet construction**
 Stainless steel exterior (galvanized steel top, bottom and back) and stainless steel interior with AL inside walls and door liners. It guarantees the utmost in cleanliness and long product life. Unlike other companies' products, the sharp corners and edges have been rounded to reduce the risk of injury.
- **High-density polyurethane insulation**
 The entire cabinet structure and solid doors are foamed-in-place using high density, CFC free polyurethane insulation.



**Refrigerator holds 33°F ~ 38°F,
 and freezer holds -10°F ~ 0°F**



Model	Swing Door	CU./FT.	#of Shelves	HP	AMPS	Crated Weight (lbs.)	L x D* x H † (inches)
JRF-45	2	16.4(F)/22.8(R)	6	1/3(F) 1/4(R)	8.8	415	49 5/8 x 31 1/2 x 72

Model : JRF-45

ELECTRICAL DATA	
Voltage	115/60/1
Plug Type	Ⓜ NEMA 5-15P
Full Load Amperes	8.8
Compressor HP	1/3(F) 1/4(R)
Feed Wires with Ground	3
Cord Length ft.	9
Refrigerant	R-134A(F) / R-134A(R)
DIMENSIONAL DATA	
# of Doors	2
Net Capacity cu. ft.	16.4(F) / 22.8(R)
Ext. Length Overall in.	49 5/8 (1260mm)
Ext. Depth Overall in.*	31 1/2 (800mm)
Ext. Height Overall in.†	72 (1829mm)
Int. Demension (LXDxH) (F)	25 1/4 x 27 3/8 x 56
Int. Demension (LXDxH) (R)	18 1/8 x 27 3/8 x 56
Gross Weight lbs.	331
Net Weight lbs.	415
# of Shelves	6
Self Size	17 x 24 (F) / 24 x 24 (R)

Design and specifications subject to change without notice.
Actual shipping weight may differ due to extra packing materials for product protection.
* Depth does not include 2" for rear condensate enclosure.
† Height does not include 5" for caster height.

■ **WARRANTY : 2 Year Parts and Labor Warranty**
Additional 3 Year Warranty on Compressor

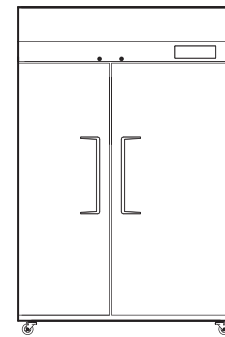
- **Door locks standard**
- **Self-contained system**
- **Standard 4" swivel casters with locks on the front set**
- **Solid and sturdy grille design**
- **Legs available for all models (optional)**

■ **OPTIONAL ACCESSORIES :**

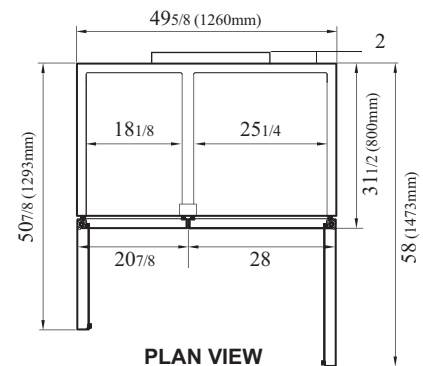
- 2.5" Diameter casters
- 5" Diameter casters
- 6" ABS plastic legs
- Additional PE coated wire shelves

PLAN VIEW

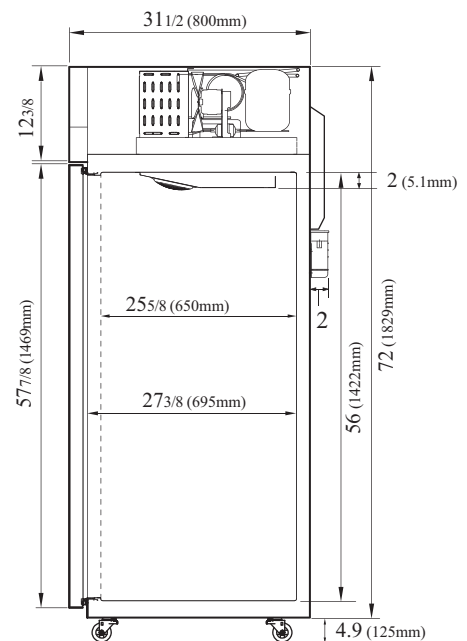
(unit : inch)



FRONT VIEW



PLAN VIEW



SIDE VIEW

Ver.201501



- Turbo Air : 800-627-0032
- GK : 800-500-3519
- Warranty : 800-381-7770
- AC : 888-900-1002