



DROP-IN ICE-COOLED UNITS



Drop-in Cold pan units can be placed in existing countertops and other work areas to house items that need to be kept ice cooled. Perfect for cold bar items such as bottle drinks or salad bar items.

FEATURES:

9" deep Ice bin with fiberglass insulation
1" diameter drain

MATERIAL:

TOP: 18 gauge #304 stainless steel self rimmed
ICE BIN: 20 gauge #300 stainless steel self rimmed
JACKET: 20 gauge galvanized steel
INSULATION: Styrofoam on sides, polyurethane foam on bottom
MOLDING: Extruded black polyethylene thermal breaker

PLUMBING:

Drain is 1" I.P.S.

Item #:	_____	Qty #:	_____
Model #:	_____		
Project #:	_____		



DICP-2 Shown

STANDARD SERIES

Model #	O.A. Length (L)	O.A. Width (W)	Inside Length (B)	Body Length (C)	Cut-Out Size (Unit)	Ice Capacity (lbs)	Weight (lbs)	Cubic Feet
DICP-1	18-13/16"	26-3/4"	12-3/16"	16-15/16"	23-3/8" x 17-1/4"	45	85 lbs.	6
DICP-2	34-1/8"	26-3/4"	27-1/2"	32-1/4"	23-3/8" x 32-5/8"	93	88 lbs.	10
DICP-3	49-7/16"	26-3/4"	42-3/4"	47-9/16"	23-3/8" x 47-7/8"	141	110 lbs.	14
DICP-4	64-3/4"	26-3/4"	58-1/8"	62-7/8"	23-3/8" x 63-1/4"	188	132 lbs.	18
DICP-5	80-1/8"	26-3/4"	73-7/16"	78-3/16"	23-3/8" x 78-1/2"	236	154 lbs.	23
DICP-6	95-3/8"	26-3/4"	88-3/4"	93-1/2"	23-3/8" x 93-7/8"	284	176 lbs.	27

Optional Accessories
Visit our website for additional accessories
SU-45A 12" x 1" Adapter Bar
SU-45B 20" x 3" Adapter Bar



DISLCP-4 Shown

SLIMLINE SERIES

Model #	Length (L)	Inside Length (B)	Body Length (C)	Cut-Out Size (Unit)	Ice Capacity (lbs)	Weight (lbs)	Cubic Feet
DISLCP-2	47 9/16"	42 11/16"	45 1/2"	15-1/8" x 45-7/8"	93	46 lbs.	15
DISLCP-3	70 3/8"	65 1/2"	68 5/16"	15-1/8" x 68-3/4"	141	58 lbs.	21
DISLCP-4	93 3/16"	88 5/16"	91 1/8"	15-1/8" x 91-1/2"	186	70 lbs.	28



Customer Service Available To Assist You **1-800-645-3166** 8:30 am - 8:00 pm E.S.T.

For Orders:

Email: customer@advancetabco.com or Fax To: 631-242-6900

For Smart Fabrication™ Quotes:

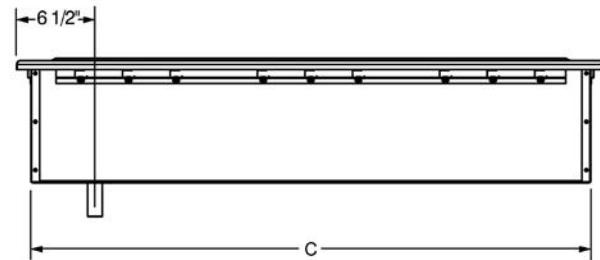
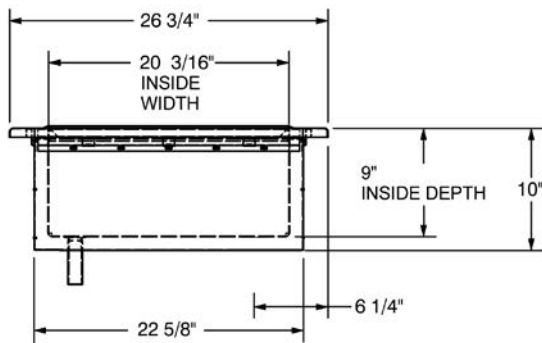
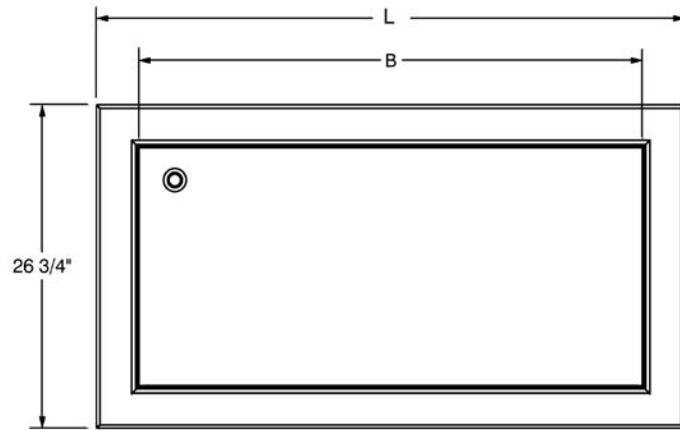
Email: smartfab@advancetabco.com or Fax To: 631-586-2933

DIMENSIONS and SPECIFICATIONS

TOL \pm .125"

ALL DIMENSIONS ARE TYPICAL

DICP SERIES



DISLCP SERIES

