




# Sleek Shields™ SELF-SERVE FOOD SHIELDS

Protected by: Patent No. US 9,010,883 B2



Single Front Glass Model Shown

Item #: \_\_\_\_\_ Qty #: \_\_\_\_\_  
 Model #: \_\_\_\_\_  
 Project #: \_\_\_\_\_



Advance Tabco's Revolutionary "Chamber Lock" System makes rotating food shields easier than ever

### FEATURES:

- Front glass locks in place at 15° intervals.
- Attractive, low profile design & Easy to clean.
- Supplied with 1" stainless steel posts.
- Anodized Aluminum Chamber lock™. Mounted to post in a fixed position.

**Front Glass:** 3/8" thick heat-tempered glass


**Side Glass:** 2 - 21 7/8" wide x 22" high, 1/4" thick heat-tempered glass

### CONSTRUCTION:

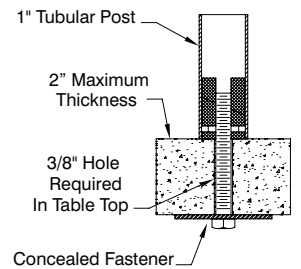
- All TIG welded.
- Exposed stainless steel surfaces polished to a satin finish.

### Standard Concealed Mounting Hardware

Requires access below counter for installation.



Brass Expander Table Mounting Hardware Included. For traditional undermount installation (1" tubing only)



	Model #	Nominal Length (L)	Clearance Length (A)	O.A. Length (B)	Approx. Weight	Approx. Cu. Ft.
<b>Single Front Glass</b>	GS-36	36"	35"	37 3/4"	47 lbs.	7
	GS-48	48"	47"	49 3/4"	57 lbs.	9
	GS-60	60"	59"	61 3/4"	67 lbs.	11
	GS-66	66"	65"	67 3/4"	72 lbs.	12
<b>Dual Front Glass</b>	GS-72 †	72"	71"	73 3/4"	81 lbs.	8
	GS-84 †	84"	83"	85 3/4"	91 lbs.	9
	GS-96 †	96"	95"	97 3/4"	101 lbs.	10
	GS-120 †	120"	119"	121 3/4"	130 lbs.	12

† Requires a single center post

Verify Center Leg Location. Please Notify Factory If Not Centered.

### Optional Accessories

#### Surface Mounting Brackets

Use when access below countertop is not available.



**SG-1**  
Fits 1" Posts  
2" O.A. Diameter

(Compatible With All Advance Tabco Food Shields)



Customer Service Available To Assist You 1-800-645-3166 8:30 am - 8:00 pm E.S.T.

For Orders & Customer Service:

Email: customer@advancetabco.com or Fax: 631-242-6900

For Smart Fabrication™ Quotes:

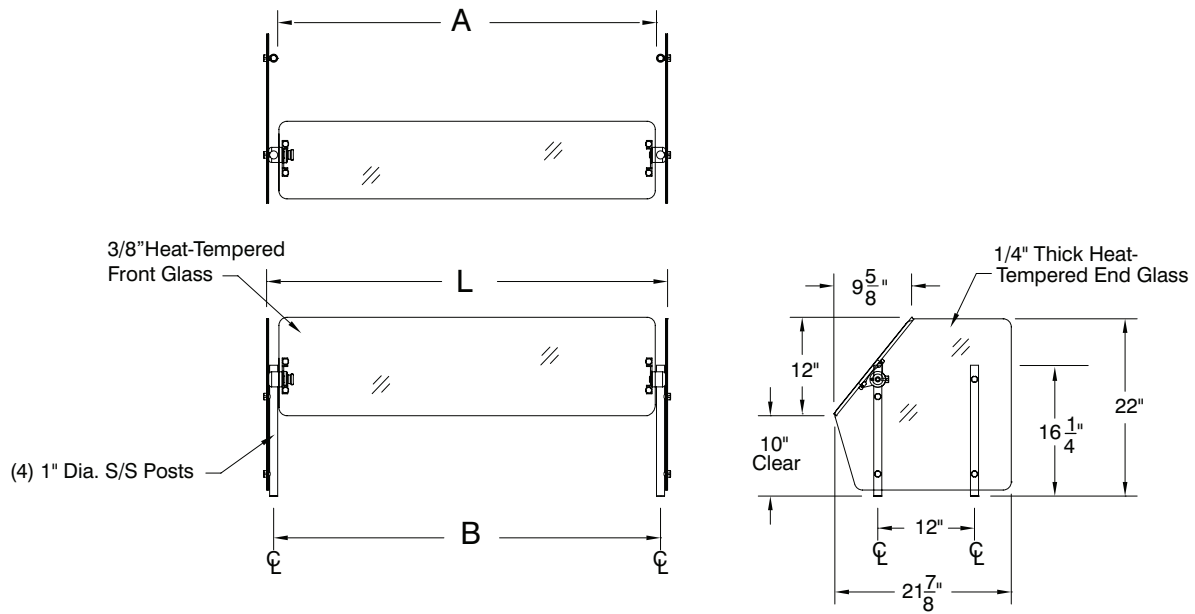
Email: smartfab@advancetabco.com or Fax: 631-586-2933

# DETAILS and SPECIFICATIONS

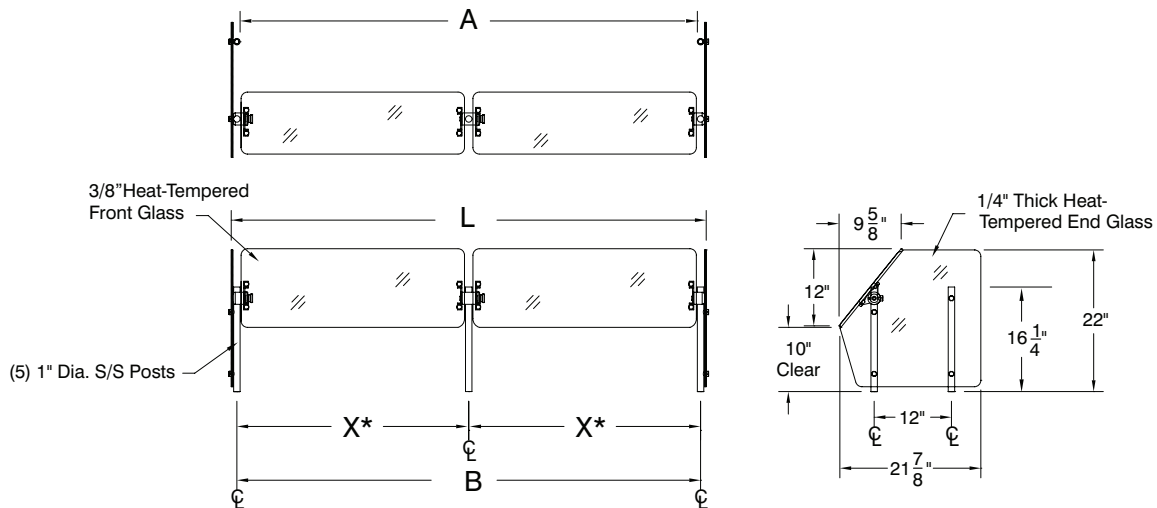
TOL ± .500"

ALL DIMENSIONS ARE TYPICAL

## Single Front Glass



## Dual Front Glass



**\* Verify Center Leg Location.  
Please Notify Factory If Not Centered.**

