



Sleek Shields™

SELF-SERVE GLASS FOOD SHIELDS

For Advance Tabco Hot/Cold Tables

Protected By: Patent No. US 9,010,883 B2

Item #: _____ Qty #: _____
 Model #: _____
 Project #: _____




FEATURING ADVANCE TABCO'S REVOLUTIONARY
 CHAMBER LOCK™ ROTATION SYSTEM

Front Glass Locks Into Place At 15° Intervals

NSG-15-4WELL Shown



Meets Latest
 NSF Standards



Includes TA-47
 Mounting Brackets
 For In-Field Installation

FEATURES:

- Front glass locks in place at 15° intervals.
- Attractive, low profile design & Easy to clean.
- 1" stainless steel posts (please specify).
- Chamber lock™ is mounted to post in a fixed position.
- Includes Two 15-3/8" High Side Panels.
- 1/4" Heat-Tempered Glass Front & Sides.

Includes:

- Stainless Steel Shelving Available In 12", 15" or 18" Widths.
- Shelves have two rolled edges on front & rear and square edges on left & right sides.
- Glass Unit features 3/8" Heat-Tempered Glass Top.
- 1/4" Thick Heat-Tempered Glass Front & Sides
- Shipped KD

MATERIAL:

- 1/4" Thick Heat-Tempered Side Glass
- 3/8" Thick Heat-Tempered Top Glass (GSG Model)
- Shelf - 18 Ga., Type 430 Stainless Steel
- 1" Post - Stainless Steel.
- Chamber Lock™ - Anodized Aluminum.
- TA-47 Mounting Brackets
- Finish - Aluminum components manufactured with a standard Satin Clear Finish. Other colors available for Aluminum Components Only. Please consult factory for additional colors.

15" Wide Stainless Steel Shelf		15" Wide w/ Glass Top		Description	Approx. Wt.	Approx. Cubes
Model #	O.A. Size L x W x H	Model #	O.A. Size L x W x H			
NSG-15-2WELL	32 9/16" x 19 3/4" x 18 1/2"	GSG-15-2WELL	33 9/16" x 20 3/8" x 18"	Fits 2-Well Unit	67 lbs.	5
NSG-15-3WELL	47 7/8" x 19 3/4" x 18 1/2"	GSG-15-3WELL	48 7/8" x 20 3/8" x 18"	Fits 3-Well Unit	72 lbs.	6
NSG-15-4WELL*	63 3/16" x 19 3/4" x 18 1/2"	GSG-15-4WELL*	64 3/16" x 20 3/8" x 18"	Fits 4-Well Unit	80 lbs.	10
NSG-15-5WELL**	78 1/2" x 19 3/4" x 18 1/2"	Not Available	Not Available	Fits 5-Well Unit	88 lbs.	10

*NOTE: Due to mounting requirements, Stainless Steel Shelf extends 3/8" wider than table on each side.

*NOTE: Due to mounting requirements, Glass Top extends 7/8" wider than table on each side.

*3/8" Thick Heat-Tempered Glass Required For Front Glass **Requires a Single Center Post (Factory Print Included)



Customer Service Available To Assist You 1-800-645-3166 8:30 am - 8:00 pm E.S.T.

For Orders & Customer Service:
 Email: customer@advancetabco.com or Fax: 631-242-6900

For Smart Fabrication™ Quotes:
 Email: smartfab@advancetabco.com or Fax: 631-586-2933

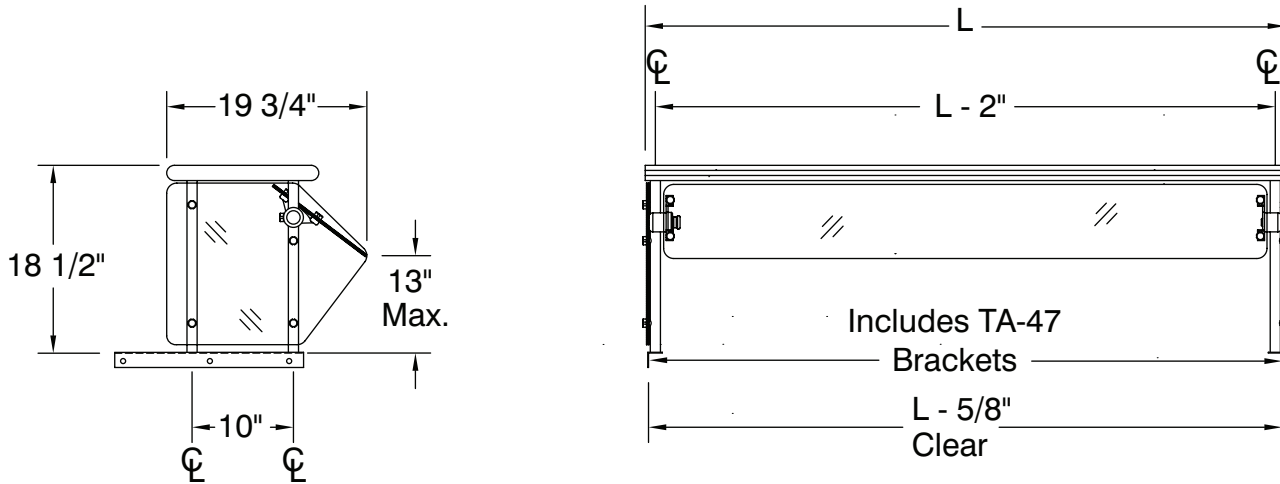
DIMENSIONS and SPECIFICATIONS

TOL ± .125"

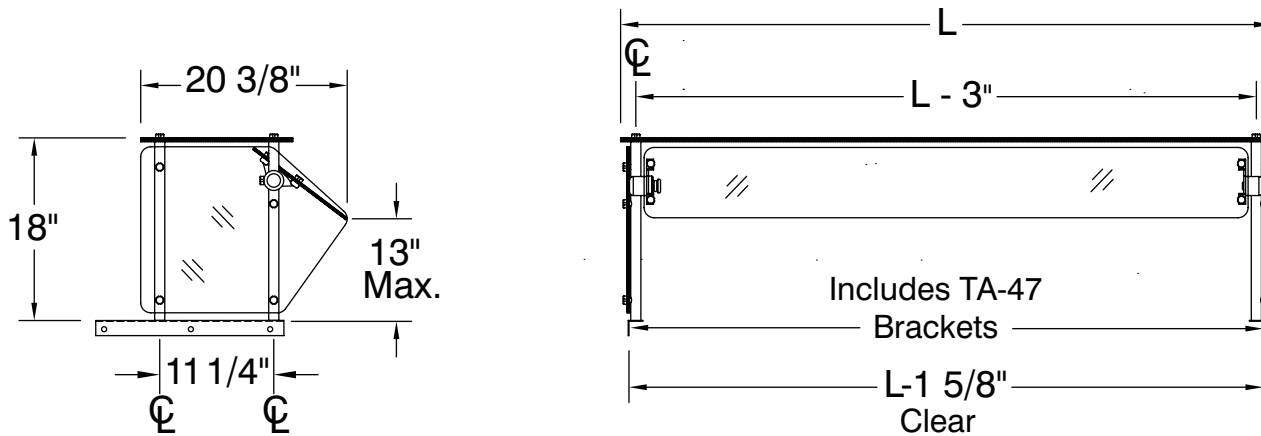
ALL DIMENSIONS ARE TYPICAL

Maximum Front Glass Opening is 13" From Table To Bottom Of Glass. NSF Requires Side Glass To Be 18" Wide Minimum.

NSG SERIES SINGLE TIER WITH STAINLESS STEEL SHELF



GSG SERIES SINGLE TIER WITH GLASS TOP



Max Load For Top Glass Is 100 lbs. Even Distributed Weight

Single Post w/ Cantilever Bracket Available

- Can not replace standard end posts/brackets
- May be used to eliminate a post located in the middle of the unit

SG-C

