

Item #:	_____	Qty #:	_____
Model #:	_____		
Project #:	_____		



*Poly Board & Top Shelf Not Included*

### 7" Wide Stainless Steel Dish Shelf

MODEL	Length	Weight	Cubic Feet
TDS-2	31-13/16"	9 lbs.	2
TDS-3	47-1/8"	11 lbs.	3
TDS-4	62-3/8"	14 lbs.	4
TDS-5	77-3/4"	16 lbs.	5

#### FEATURES:

All stainless steel construction.  
Connects to TCB series food table shelf.  
Dish shelf is removable.  
Includes 2 side panels and 1" thick lower shelf.

#### MATERIAL:

Stainless steel



### 8" Wide Stainless Steel Shelf with Removable 3/8" Poly Cutting Board

MODEL	Length	Weight	Cubic Feet
TCB-2	31-13/16"	11 lbs.	1
TCB-3	47-1/8"	14 lbs.	1
TCB-4	62-3/8"	18 lbs.	1
TCB-5	77-3/4"	21 lbs.	2

#### FEATURES:

All stainless steel construction.  
Includes 3/8" poly cutting board that attaches to top shelf using acorn nuts.

#### MATERIAL:

Shelf: stainless steel  
Cutting Board: white thermoplastic


### 3/8" Poly Cutting Boards For Food Table Shelves

#### FEATURES:

8" front-to-back.  
Durable and easy to clean.  
Installs on top of shelf by positioning over two acorn nuts.

#### MATERIAL:

White thermoplastic.



*Installation Shown*

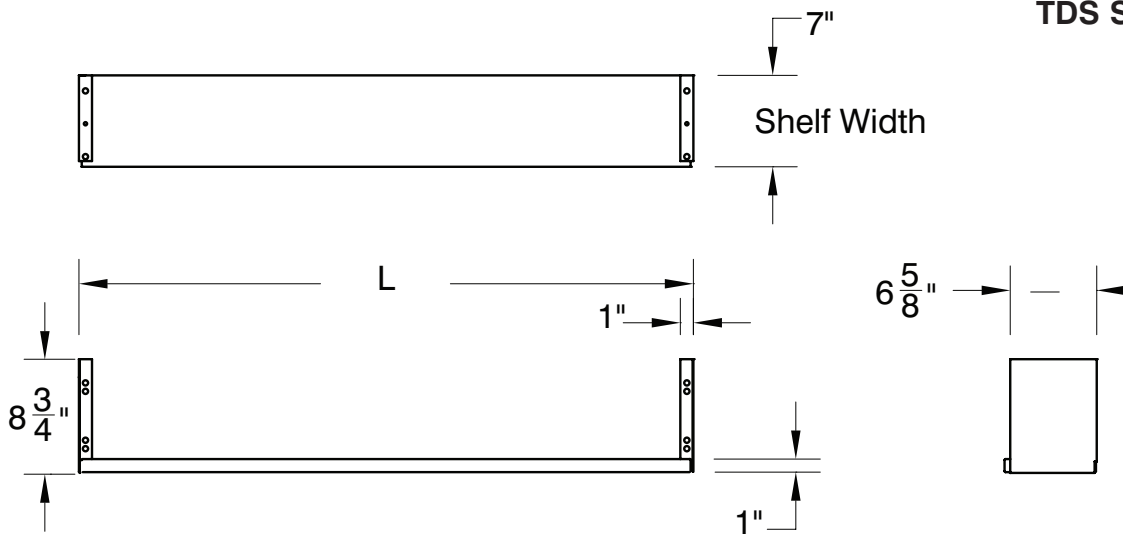
MODEL	Length	Weight	Cubic Feet
SU-P-342	31-13/16"	9 lbs.	1
SU-P-343	47-1/8"	11 lbs.	1
SU-P-344	62-3/8"	13 lbs.	1
SU-P-345	77-3/4"	15 lbs.	1
SU-P-346	93-1/8"	18 lbs.	1

# DIMENSIONS and SPECIFICATIONS

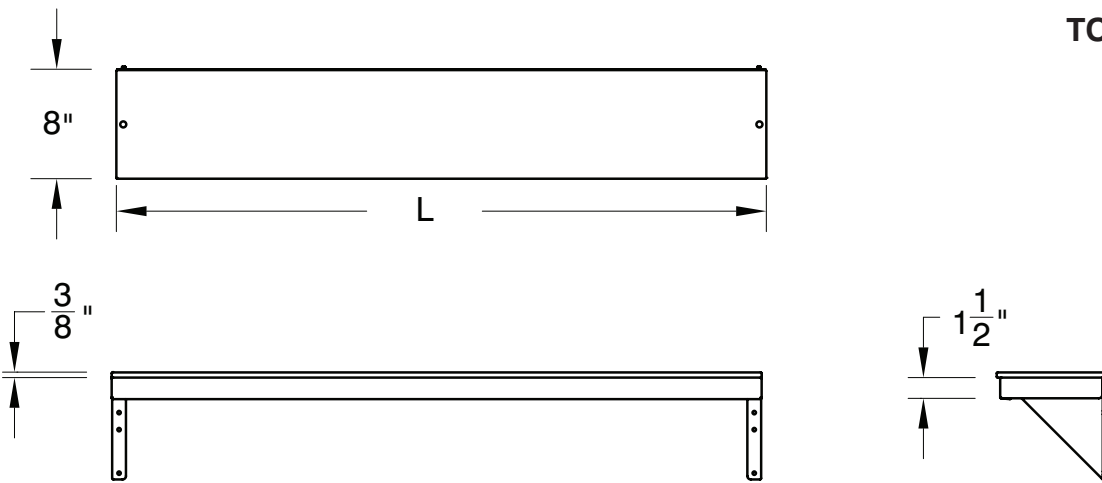
TOL ± .125"

ALL DIMENSIONS ARE TYPICAL

## TDS SERIES



## TCB SERIES



## CUTTING BOARDS

