



BEVERAGE-AIR

Project: _____	AIA#
Item: _____	
Location: _____	SIS#
Approved: _____	

HBRF REACH-IN DUAL TEMPERATURE REFRIGERATORS/FREEZER

MODEL:
HBRF23-1

HBRF23 Solid Door Reach-In Bottom Mount

HBRF23 Bottom Mount Models: Horizon Series



HBRF23-1

3 Year Parts/Labor Warranty
Additional 2 Year Compressor Warranty

CABINET CONSTRUCTION

- Stainless steel exterior and interior
- Full electronic control with One-Touch Defrost
- Expansion Valve Technology (freezer)
- Dual Temp Refrigerator/Freezer units provide two different operating temperature zones for different types of products
- Freezer is top section
- Refrigerator is bottom section
- One -piece grille allow easy removal / installation for preventative maintenance
- Anti-microbial door handles
- Door locks standard
- Self closing door, 120° stay open feature with spring-loaded style hinges
- Plug-in magnetic door gaskets
- Field reversible doors
- Two (2) heavy duty epoxy coated wire shelves per section standard
- LED lighting standard
- 6" heavy-duty casters included
- Refrigerator maintains product temperatures between 36°F and 38°F
- Freezer maintains product temperature from 0°F and below
- Certified for open food product

OPTIONS & ACCESSORIES

- Stainless steel universal tray slide pair, 1 tray slide set for (1) 18" x 26" or (2) 14" x 18" pans (AC)
- Epoxy shelves
- Shelf clips
- 3" caster or 6" legs
- Wine models
- Wine rack
- Remote option

REFRIGERATION SYSTEM

- Freezer: Refrigeration system uses R404A refrigerant to comply with all environmental concerns
- Automatic, electric defrost
- Refrigerator: Refrigeration system uses R134A refrigerant to comply with all environmental concerns
- Automatic, non-electric defrost
- Epoxy coated evaporator coil



3779 Champion Blvd., Winston-Salem, NC 27105
1-888-845-9800 Fax: 1-336-245-6453
Beverage-Air.com sales@bevair.com



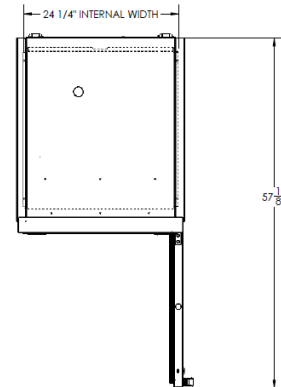
BEVERAGE-AIR

H-Series Bottom Mount Reach-ins

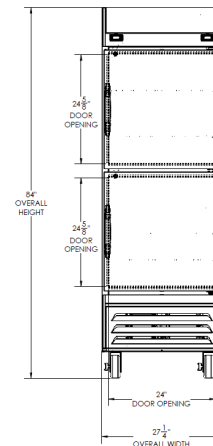
Model: HBRF23-1

MODEL	HBRF23-1
EXTERNAL DIMENSIONAL DATA	
Width Overall	27 1/4"
Depth Overall with Handle	33 3/4"
Height Overall with Casters	84"
Number of Doors	2
Depth with Door Open 90°	57 1/8"
INTERNAL DIMENSIONAL DATA	
NET Capacity Top Half (cubic ft.)	11.125
NET Capacity Bottom Half (cubic ft.)	7.5
Top Section Internal Width Overall (in)	24 1/4"
Internal Depth Overall (in)	25 1/2"
Top Section Internal Height Overall (in)	33 3/4"
Bottom Section Internal Height Overall (in)	24 3/4"
Number of Shelves	4
ELECTRICAL DATA	
Full Load Amperes 115/60/1 (Freezer)	10.9A
Full Load Amperes 115/60/1 (Refrigerator)	2.8A
REFRIGERATION DATA	
Horsepower (Freezer)	1/2
Horsepower (Refrigerator)	1/3
WEIGHT DATA	
Gross Weight (Crated lbs)	448 lbs
Height - Crated	85"
Width - Crated	30"
Depth - Crated	36"

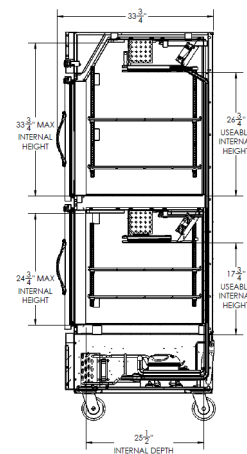
Model Views




Plan View



Elevation View



Side View



ELECTRICAL CONNECTION
Units pre-wired at factory and include 8' long cord and plug set.



an Ali Group Company



The Spirit of Excellence

3779 Champion Blvd., Winston-Salem, NC 27105
1-888-845-9800 Fax: 1-336-245-6453
Beverage-Air.com sales@bevair.com