

Champion®

The Dishwashing Machine Specialists

Project _____
 Item No. _____
 Quantity _____

UH130B UNDERCOUNTER

STANDARD FEATURES

- **NEW "Shear Energy"** – a reduction in energy requirements while maximizing performance!
- **NEW "Multi-Power"** – includes **"Multi-Volt"** and **"Multi-Phase"**. Allows for infield conversion to 208-240 volt and/or single to three phase with ease.
- **StemSure™** – Soft start to protect glasses and dishes from chipping and breaking
- **Wash Refresh™** – Automatically drains the water for the next cycle, ensuring heavily soiled items are always sanitized with new wash water
- Rinse Sentry – extends the cycle time to ensure 180°F final rinse.
- Built-in electric booster for 180°F final rinse water (70°F/21°C rise)
- Soft start
- Pumped drain
- Door safety switch
- Low-water tank heat protection
- Detergent and rinse aid pumps
- Quiet double-wall construction
- 15-3/4" door opening to accept larger wares, including trays
- Stainless steel top and side panels
- 141 second cycle
- Wash pump, 1 Hp motor
- Prime switch on control panel
- Automatic tank fill
- Advanced Digital Temperature Monitoring
- One year parts and labor warranty

UH130B

Undercounter High Temperature Dishwashing Machine with Built-in Booster Heater

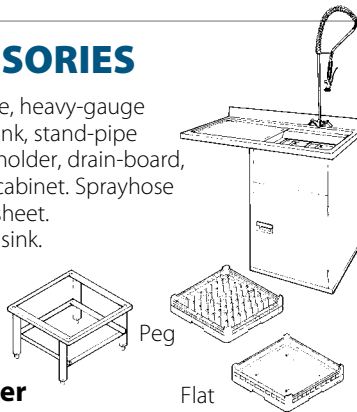


Photo is for general visual representation only. Please refer to specifications for the latest detailed product information.



OPTIONS & ACCESSORIES

- 1-RDT Dish Table** Durable, heavy-gauge stainless steel dish table with sink, stand-pipe drain, removable scrap screen holder, drain-board, backsplash and lower storage cabinet. Sprayhose is optional. See 1-RDT catalog sheet. Specify right hand or left hand sink.
- Additional Dish Racks**
- 17" Stand** Stainless Steel
- 6" Leg Stand**
- 9kW High Speed Booster**
- 3 Phase Connection** (prewired at factory)
- 1" Roller Kit** (includes 4 casters)
- Power cord kit**
- NEW Champion ION scale prevention system**



SPECIFIER STATEMENT

Specified unit will be Champion model UH130B undercounter high temperature dishwashing machine with built-in booster heater.

Features 141 second total cycle, Rinse Sentry, detergent and rinse aid pump, stainless steel top and side panels. Constructed of stainless steel.

1 year parts and labor warranty.

Champion Industries, Inc.
 3765 Champion Blvd, Winston-Salem, NC 27105
 Tel: 336/661-1556 Fax: 336/661-1979
www.championindustries.com

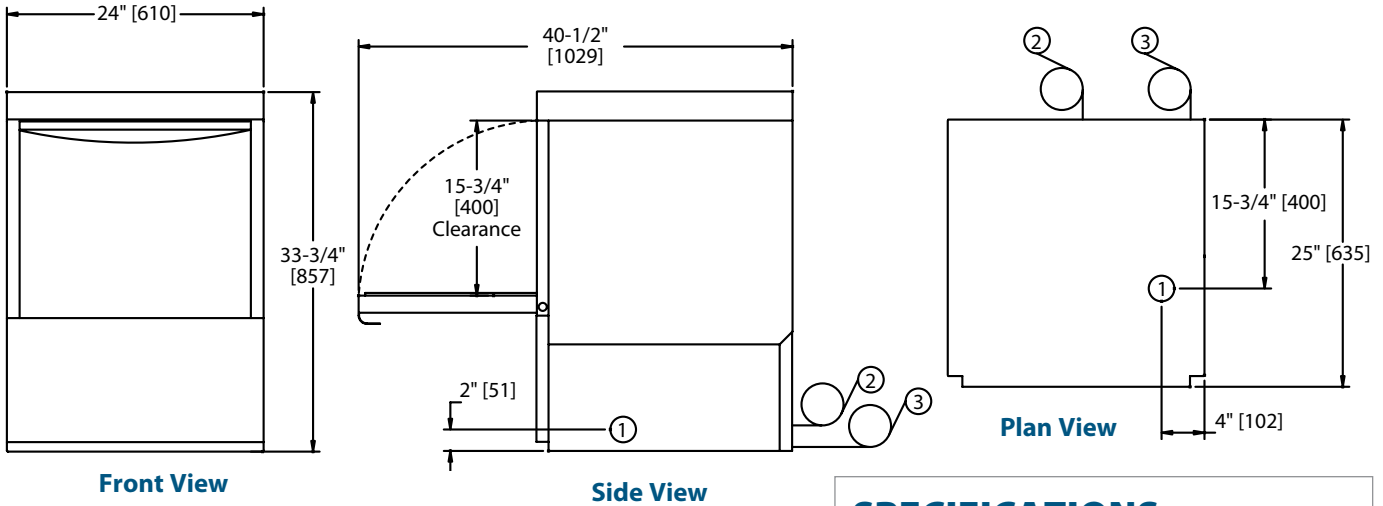
UH130B

Undercounter High Temperature Dishwashing Machine with Built-in Booster Heater

Champion[®]
The Dishwashing Machine Specialists

Volume crated: **15 cu. ft.**
Shipping weight crated: **215 lbs.**

Dimensions shown in inches and [millimeters]

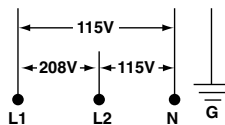


Utilities	
1	Electrical 208-240/60/1; 3 wire plus ground, (See box). 208-240/60/3; 4 wire plus ground, (See box). Field convertible to accept 3 phase power, see service manual for details
2	Hot Water 1/2" supply; 110°F/43°C Min. hot water connection for 70°F/39°C rise booster. Machine equipped with 3/4" [19] hose connector. Flow pressure: 25-95 psi.
3	Pumped Drain 5/8" [15.9] I.D. flexible reinforced hose, 6 ft. [1829] long. Max. drain flow 15 US gpm. [12.5 imp gal] Max. drain height 3 ft. [914]

Warning Plumbing and electrical connections should be made by qualified personnel who will observe all the applicable plumbing, sanitary and safety codes and the National Electrical Code.

UH130B with 70°F/39°C Rise Booster, 6kW			
Elec. Specs.	Rated Amps	Minimum Supply Ckt. Conductor Ampacity	Maximum Overcurrent Protective Device
208/60/1	32	40	40
240/60/1	36	40	40
208/60/3	22	30	30
240/60/3	24	30	30

UH130B with 9kW High Speed Rise Booster			
Elec. Specs.	Rated Amps	Minimum Supply Ckt. Conductor Ampacity	Maximum Overcurrent Protective Device
208/60/1	45	60	60
240/60/1	50	60	60
208/60/3	29	35	35
240/60/3	33	40	40



Due to an ongoing value analysis program at Champion, specifications contained in this catalog are subject to change without notice.

Champion Industries, Inc.,
3765 Champion Blvd., NC 27105
336/661-1556 • Fax: 336/661-1979
ChampionIndustries.com

***Note:** Electrical supply service must be a 3-wire plus ground for connection as shown.

SPECIFICATIONS

Capacity*	
Racks per hr.	25
Cycle time (seconds)	141
Motor horsepower	
Wash	1
Water consumption	
U.S. Gal./Imperial Gal. (Max. use) per hr.	38/31.7
U.S. Gal./Imperial Gal. per rack	1.8/1.5
Temperatures °F/°C	
Wash	150/66
Rinse	180/82
Heating	
Tank heat, electric, kW	2.0
Electric booster (kW) required for 70°F/39°C rise)	6
Electric high speed (kW) booster for 100°F rise)	9
Time cycle in seconds	
Wash	90
Rinse	26
Drain/fill	25
Total cycle	141
Standard 20" x 20" rack complement	
Dish	1
Open	1
* at 140°F incoming water	