



Profit from the Eagle Advantage®


Specification Sheet

Short Form Specifications

Eagle Director's Choice® Tray & Silverware Unit, model DCS2-TSU. Top to be 16/304 stainless steel turned down on all sides. 1½" square, type 304 stainless steel all-welded tubular base. Quick release spring loaded docking device keeps adjoining units together. Unit includes self-leveling tray dispenser (specify tray size) and eight nylon silverware cylinders. Fully mobile with 5" poly casters, two with brake. Standard laminate front panel is holly berry red (Wilsonart® #D307-60).



tray & silverware unit



exclusive docking device joins units together without the use of tools

Options / Accessories

- Laminated end panels
- Stainless steel end panels
- Stainless steel front panel
- Stainless steel tray slide*
- Work shelf**
- Specify laminate _____
- Removable undershelf

* Available in solid ribbed, square tubular or round tubular. For front, rear, or ends.

** Available in hardwood, stainless steel, poly, or Richlite®. For front, rear, or ends.

EAGLE GROUP

100 Industrial Boulevard, Clayton, DE 19938-8903 USA

Phone: 302-653-3000 • Fax: 302-653-2065

www.eaglegrp.com

Foodservice Division: Phone 800-441-8440

MHC/Retail Display Divisions: Phone 800-637-5100

For custom configuration or fabrication needs, contact our SpecFAB® Division.

Phone: 302-653-3000 • Fax: 302-653-3091 • e-mail: specfab@eaglegrp.com

Item No.: _____
 Project No.: _____
 S.I.S. No.: _____

Director's Choice® Tray & Silverware Unit

MODEL:

DCS2-TSU

Design and Construction Features

- Includes elevating dispenser for trays and eight nylon silver cylinders.
- 30" (762mm)-wide top is solid, constructed of 16 gauge type 304 stainless steel, die-formed, welded, and polished.
- Three working heights available:
 - 34" (864mm) standard working height complies with ADA guidelines for accessibility standards.
 - 30" (762mm) for middle schools.
 - 28" (711mm) low profile for elementary schools and nursing/healthcare facilities.
- 1½" (38mm) welded square tubular stainless steel base construction.
- Fully mobile - standard 5" (127mm) casters, two with brake (brake casters on server side).
- Standard front holly berry red (Wilsonart® D307-60) laminate mounted on 18 gauge galvanized subpanel.
- Optional end panels available in laminate or stainless steel.
- All units accommodate optional accessories, including tray slides, work shelves, and removable undershelves. See Catalog Sheet (EG33.07).

Certifications / Approvals



CUSTOM-BUILT

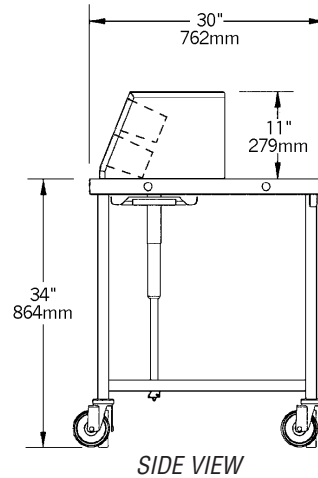
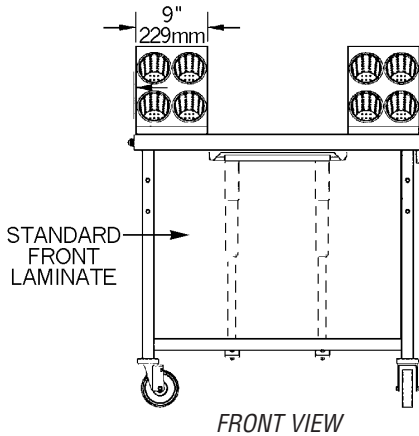
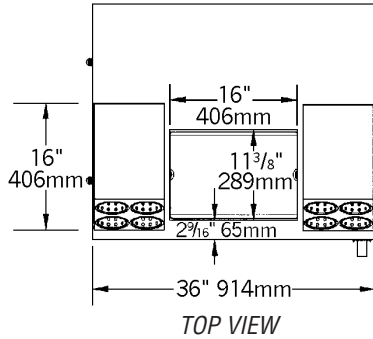


Spec sheets available for viewing, printing or downloading from our online literature library at www.eaglegrp.com



Item No.: _____
 Project No.: _____
 S.I.S. No.: _____

Director's Choice® Tray & Silverware Unit



model #	length		weight		tray capacity (14" x 18" trays)
	in.	mm	lbs.	kg	
DCS2-TSU	36"	914	270	122.5	100

Optional laminate end panels available. To order, add suffix "-LEP" to model number. Example: DCS2-TSU-LEP
 Optional stainless steel front panel in lieu of laminate front panel available. To order, add suffix "-S" to model number. Example: DCS2-TSU-S
 Optional stainless steel end panels available. To order, add suffix "-SEP" to model number. Example: DCS2-TSU-SEP

EAGLE GROUP
 100 Industrial Boulevard, Clayton, DE 19938-8903 USA
 Phone: 302-653-3000 • Fax: 302-653-2065
 www.eaglegrp.com

Foodservice Division: Phone 800-441-8440
 MHC/Retail Display Divisions: Phone 800-637-5100

Printed in U.S.A.
 ©2008 by Eagle Group
 Rev. 08/08

Spec sheets available for viewing, printing or downloading from our online literature library at www.eaglegrp.com

Although every attempt has been made to ensure the accuracy of the information provided, we cannot be held responsible for typographical or printing errors. Information and specifications are subject to change without notice. Please confirm at time of order.