



Profit from the Eagle Advantage®

Specification Sheet

Item No.: _____
 Project No.: _____
 S.I.S. No.: _____


Catalog Specification Sheet No. **EG33.07A**

Director's Choice® Options and Accessories

MODELS:

- DC*-RSU DC*-TS-SRS DC*-WS-RL
- DC*-RSUL DC*-WS-MT SBH-1/3
- DC*-TS-TS DC*-WS-ST SBH-1/6
- DC*-TS-TSR DC*-WS-PT

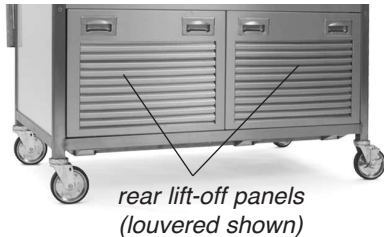
* See charts for complete model numbers.



Removable Undershelves

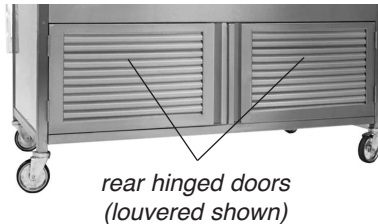
Type 304 stainless steel. Lifts out without tools.

description	SOLID model #	LOUVERED model #
For 36" (914mm) long units	DC2-RSU	DC2-RSUL
For 50" (1270mm) long units	DC3-RSU	DC3-RSUL
For 64" (1626mm) long units	DC4-RSU	DC4-RSUL
For 78" (1981mm) long units	DC5-RSU	DC5-RSUL
For 96" (2438mm) long units	DC6-RSU	DC6-RSUL



Rear Doors and Panels

Stainless steel. Sliding and hinged doors available. Fixed and lift-off panels available. Offered for units of all length. Call factory for available models.



Optional Stainless Steel Panels

Heavy gauge type 304 stainless steel. Available for all units.

description	add suffix #
Stainless steel front panels*	-S**
Stainless steel end panels	-SEP***

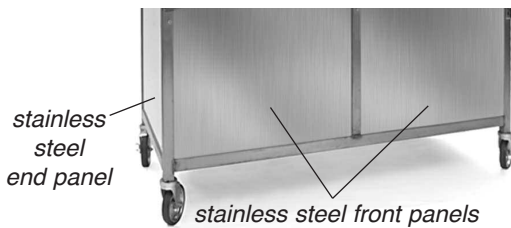
* Available in place of standard laminate front panels.

** Example: DCS3-ICU-S

*** Example: DCS3-EMU-SEP

Optional Laminate End Panels

Available for all units except Corner Transition Units. To order, add suffix "-LEP" to model number. Example: DCS2-CSU-LEP



Director's Choice® Options and Accessories

EAGLE GROUP
 100 Industrial Boulevard, Clayton, DE 19938-8903 USA
 Phone: 302-653-3000 • Fax: 302-653-2065
 www.eaglegrp.com

Foodservice Division: Phone 800-441-8440
MHC/Retail Display Divisions: Phone 800-637-5100

For custom configuration or fabrication needs, contact our **SpecFAB® Division**.
 Phone: 302-653-3000 • Fax: 302-653-2065 • e-mail: quotes@eaglegrp.com

AUTOQUOTES



EG33.07A Rev. 08/15

Spec sheets available for viewing, printing or downloading from our online literature library at www.eaglegrp.com




Profit from the Eagle Advantage®

Item No.: _____
 Project No.: _____
 S.I.S. No.: _____

Director's Choice® Options and Accessories

Tray Slides

11½" (292mm)-wide. Heavy gauge type 304 stainless steel. Stainless steel drop brackets included. Available in 1" (25mm) square tubular 3-bar style, 1¼" (32mm)-diameter round tubular 3-bar style, or solid with two raised "ribs".




description	length in. mm	weight lbs. kg	SQUARE TUBULAR model #	ROUND TUBULAR model #	SOLID RIBBED model #
For end only *	30" 762	26 11.8	<i>DCE-TS-TS</i>	<i>DCE-TS-TSR</i>	<i>DCE-TS-SRS</i>
For 36" (914mm) long units	36" 914	30 13.6	<i>DC2-TS-TS</i>	<i>DC2-TS-TSR</i>	<i>DC2-TS-SRS</i>
For 50" (1270mm) long units	50" 1270	36 16.3	<i>DC3-TS-TS</i>	<i>DC3-TS-TSR</i>	<i>DC3-TS-SRS</i>
For 64" (1626mm) long units	64" 1626	40 18.1	<i>DC4-TS-TS</i>	<i>DC4-TS-TSR</i>	<i>DC4-TS-SRS</i>
For 78" (1981mm) long units	78" 1981	52 23.6	<i>DC5-TS-TS</i>	<i>DC5-TS-TSR</i>	<i>DC5-TS-SRS</i>
For 96" (2438mm) long units	96" 2438	75 34.0	<i>DC6-TS-TS</i>	<i>DC6-TS-TSR</i>	<i>DC6-TS-SRS</i>

* Must be factory-installed.

Work Shelves

8" (203mm) wide. Includes stainless steel drop brackets.



description	length in. mm	weight lbs. kg	1¼"-THICK HARDWOOD model #	18/304 STAINLESS model #	½"-THICK POLY model #	½"-THICK RICHLITE® model #
For end only *	30" 762	26 11.8	<i>DCE-WS-MT</i>	<i>DCE-WS-ST</i>	<i>DCE-WS-PT</i>	<i>DCE-WS-RL</i>
For 36" (914mm) long units	36" 914	30 13.6	<i>DC2-WS-MT</i>	<i>DC2-WS-ST</i>	<i>DC2-WS-PT</i>	<i>DC2-WS-RL</i>
For 50" (1270mm) long units	50" 1270	36 16.3	<i>DC3-WS-MT</i>	<i>DC3-WS-ST</i>	<i>DC3-WS-PT</i>	<i>DC3-WS-RL</i>
For 64" (1626mm) long units	64" 1626	40 18.1	<i>DC4-WS-MT</i>	<i>DC4-WS-ST</i>	<i>DC4-WS-PT</i>	<i>DC4-WS-RL</i>
For 78" (1981mm) long units	78" 1981	52 23.6	<i>DC5-WS-MT</i>	<i>DC5-WS-ST</i>	<i>DC5-WS-PT</i>	<i>DC5-WS-RL</i>
For 96" (2438mm) long units	96" 2438	75 34.0	<i>DC6-WS-MT</i>	<i>DC6-WS-ST</i>	<i>DC6-WS-PT</i>	<i>DC6-WS-RL</i>

* Must be factory-installed.

Stainless Steel Bottle Holders

U.S. Patent #7,003,969. Type 300 series stainless steel construction. 2⅞" (63mm)-diameter holes punched to accommodate plastic condiment bottles. Fits Cold Food Units, Hot Food Units, Hot Food Service Counters, and traditional 1/3- or 1/6-size food pan applications.

#SBH-1/6
stainless steel
bottle holder
(bottles not
included)



description	model #
7" x 6½" x 5½" (178 x 165 x 140mm), holds four bottles	<i>SBH-1/6</i>
7" x 12¾" x 5½" (178 x 324 x 140mm), holds eight bottles	<i>SBH-1/3</i>

Varied Working Heights of Director's Choice® Units

Available for Director's Choice® units except for Refrigerated Milk Unit. Consult factory for limitations.

description	working height of unit	tray slide height* of unit	add prefix** in front of DCS #
"Elementary School"	28" (711mm)	25" (635mm)	<i>E</i> ***
"Middle School"	30" (762mm)	27" (686mm)	<i>M</i>
"High School"	34" (864mm) ****	31" (787mm)	

* To order units with varied tray slide heights, consult factory.

** Example: *MDCS3-HFU-A*

*** Elementary School height currently not available for "-CFURN" Cold Food Units (EG33.01).

**** Standard overall height of all units.

EAGLE GROUP

100 Industrial Boulevard, Clayton, DE 19938-8903 USA

Phone: 302-653-3000 • Fax: 302-653-2065

www.eaglegrp.com

Foodservice Division: Phone 800-441-8440

MHC/Retail Display Divisions: Phone 800-637-5100

Printed in U.S.A.

©2015 by Eagle Group

Rev. 08/15

Spec sheets available for viewing, printing or downloading from our online literature library at www.eaglegrp.com

Although every attempt has been made to ensure the accuracy of the information provided, we cannot be held responsible for typographical or printing errors. Information and specifications are subject to change without notice. Please confirm at time of order.