



Arctic Fire Remote Refrigerated Or Freezer Base

Item: _____
 Quantity: _____
 Project: _____
 Approval: _____
 Date: _____

Arctic Fire Remote Refrigerated Or Freezer Base

Models:

REFRIGERATION UNITS

- | | | | | |
|----------------------------------|----------------------------------|-----------------------------------|-----------------------------------|-----------------------------------|
| <input type="checkbox"/> GN17R34 | <input type="checkbox"/> GN17R46 | <input type="checkbox"/> GN17R51 | <input type="checkbox"/> GN17R80 | <input type="checkbox"/> GN17R85 |
| <input type="checkbox"/> GN17R53 | <input type="checkbox"/> GN17R63 | <input type="checkbox"/> GN17R68 | <input type="checkbox"/> GN17R109 | <input type="checkbox"/> GN17C114 |
| <input type="checkbox"/> GN17R92 | <input type="checkbox"/> GN17R97 | <input type="checkbox"/> GN17R102 | | |

FREEZER UNITS

- | | | | | |
|-----------------------------------|-----------------------------------|-----------------------------------|-----------------------------------|-----------------------------------|
| <input type="checkbox"/> GN17FR34 | <input type="checkbox"/> GN17FR46 | <input type="checkbox"/> GN17FR63 | <input type="checkbox"/> GN17FR68 | <input type="checkbox"/> GN17FR80 |
| <input type="checkbox"/> GN17FR51 | <input type="checkbox"/> GN17FR53 | | | |



*Remote Refrigerated Base
(optional 48" broiler base on right)*

Standard Features

- Stainless steel exterior front and sides
- ABS interior door front and cabinet sides, stainless steel interior top, rear and bottom
- Santoprene magnetic door gasket
- Heavy-duty stainless steel drawer slides with stainless steel bearings.
- Center located, flush mounted handle
- Front face mounted scroll type thermometer (digital thermometer on CE units)
- 6" (152mm) mechanical with removable front panel for all refrigerant and electrical connections
- Vertically mounted blower coil, HFC-404A refrigerant
- Removable track assembly drawers with a 10 year warranty for parts

- Standard drawers with mullion between drawers accommodates 12"x 20" x 4" deep hotel pans (GN 1/1 pans, 100 mm deep for CE units)
- 6" (152mm) adjustable legs

Note: Compressor by others. Unit must be hard wired on site

Optional Features:

- Extra deep drawers with out mullion to accommodate 6" deep hotel pans (150mm deep Gn 1/1 pans)
- Casters
- Doors and tray racks to accommodate sheet pans in lieu of drawers, N/A on 32" drawers
- Step-down sections with single drawers for modular top charbroilers (see separate section)

Specifications:

Garland low height Remote Refrigerated Base for Garland Heavy-Duty Master Series Modular top. Stainless steel exterior front and sides. ABS interior door front and cabinet sides, and stainless steel interior top, rear and bottom. Santoprene magnetic door gasket. Galvanized steel bottom and back of base. CFC free foamed in place insulation. Removable stainless steel roller drawer assembly with self lubricating rollers. Roller assemblies carry a 10 year parts warranty. Standard drawers accommodate 12" x 20" x 4" deep hotel pans (GN 1/1 pans, 100mm deep for CE models). HFC-404A refrigerant refrigeration system supplied with electric condensate evaporator, solenoid and thermostat. Units must be hard-wired on site. Vertically mounted blower coil on inside cabinet. 6" (152mm) mechanical section for all refrigerant, and electrical connections. Units equipped with scroll type thermometer, (CE units have digital thermometer). 6" (152mm) adjustable legs standard.



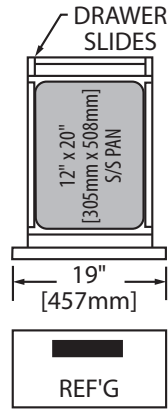
NOTE: Bases supplied with casters must be installed with an approved restraining device.

Garland
 1333 East 179th Street
 Cleveland, Ohio 44110
 Phone: 800-424-2411
 Fax: 800-624-0218

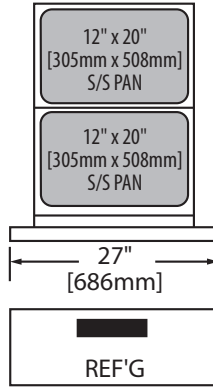
Garland Commercial Ranges Ltd
 1177 Kamato Road,
 Mississauga, Ontario
 L4W 1X4 CANADA
 Phone: 905-624-0260
 Fax: 905-624-5669



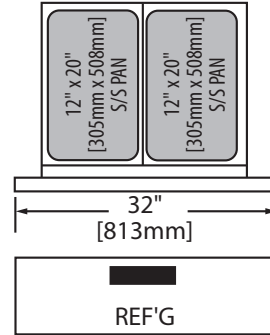
DRAWER CONFIGURATIONS



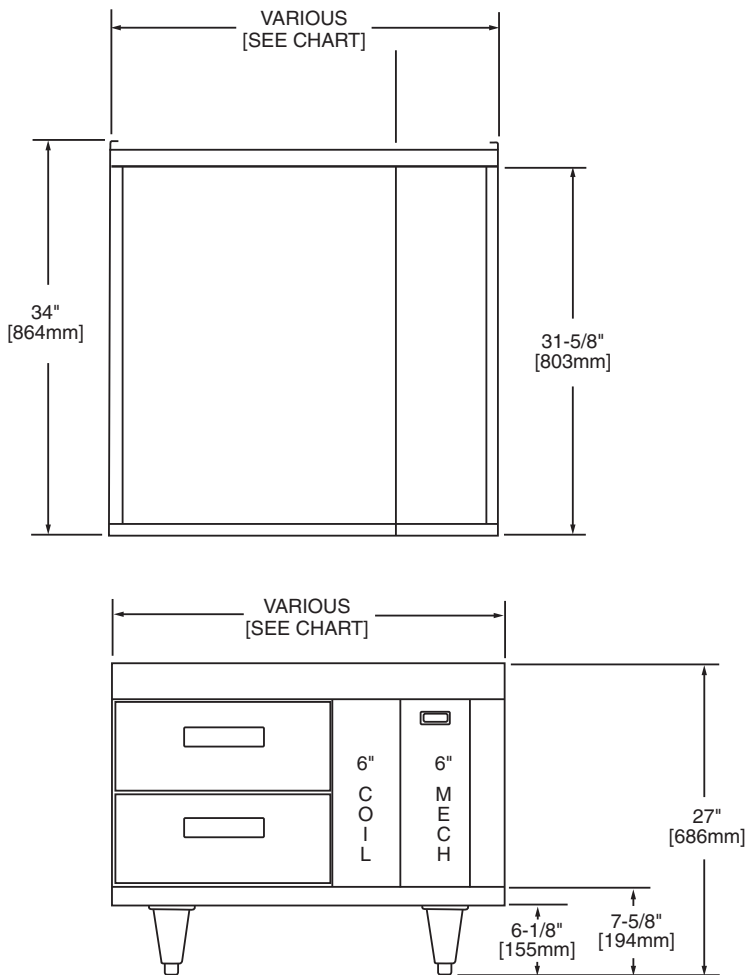
19" DRAWER



27" DRAWER



32" DRAWER



NOTE: Bases must be ordered with a Master Series or combination of Master Series Modular tops ONLY

Bases With Modular Top Charbroilers:

Units can be constructed with a "step-down" section to accommodate the increased height of a modular top charbroiler. The following are the considerations when installing a modular top charbroiler on a refrigerated base:

- Charbroiler must be mounted on either end. Center location is not possible
- Charbroiler must be at least 24" wide (M24BT), and up to 48" wide. (Note: 48" wide unit will consist of two (2) M24BT units).
- Only 19", single pan drawers are available (maximum 2 drawers wide)
- Drawer will accommodate 6" deep hotel pan (150 mm Gn 1/1 pan) as standard
- Refrigerated base only available. Freezer base not available
- Add suffix to model number to denote broiler width and side. Suffix determined by broiler width in inches (24, 34 or 48) and either the letter "L" for left side or "R" for right side, (ie. "-34L" when added to model number of base means that 34" of the width on the left side of the base will be stepped down to accommodate the charbroiler).

Garland products are not approved or authorized for home or residential use, but are intended for commercial applications only. Garland will not provide service, warranty, maintenance or support of any kind other than in commercial applications.

MODEL NUMBERS

GN = North American (115V-1Ph) (Shown Below)

GE = Europe (230V-1Ph) Replace "N" with "E" = CE Approved

Remote Refrigerators

Base Configuration (Left to Right)

Model Number	Length In (mm)	Depth In (mm)	Height In (mm)	Draw Size Openings (2 drawers per section)			Full Size Hotel Pans
				19"	27"	32"	
GN17R34	34 (864)	34 (864)	27 (686)	1			2
GN17R46	46 (1168)	34 (864)	27 (686)			1	4
GN17R51	51 (1295)	34 (864)	27 (686)	2			4
GN17R53	53 (1346)	34 (864)	27 (686)	1	1		6
GN17R63	63 (1600)	34 (864)	27 (686)		2		8
GN17R68	68 (1727)	34 (864)	27 (686)		1	1	8
GN17R80	80 (2032)	34 (864)	27 (686)	2	1		8
GN17R85	85 (2195)	34 (864)	27 (686)	1	1	1	10
GN17R92	92 (2337)	34 (864)	27 (686)	1		2	10
GN17R97	97 (2464)	34 (864)	27 (686)		1	2	12
GN17R102	102 (2991)	34 (864)	27 (686)			3	12
GN17R109	109 (2769)	34 (864)	27 (686)	1	3		14
GN17R114	114 (2896)	34 (864)	27 (686)		4		16

Remote Freezer

Base Configuration (Left to Right)

Model Number	Length In (mm)	Depth In (mm)	Height In (mm)	Draw Size Openings (2 drawers per section)			Full Size Hotel Pans
				19"	27"	32"	
GN17FR34	35 (889)	34 (864)	27 (686)	1			2
GN17FR46	46 (1168)	34 (864)	27 (686)		1		4
GN17FR51	51 (1295)	34 (864)	27 (686)	2			4
GN17FR53	53 (1346)	34 (864)	27 (686)	2			4
GN17FR63	63 (1600)	34 (864)	27 (686)	1		1	6
GN17FR68	68 (1727)	34 (864)	27 (686)		2		8
GN17FR80	80 (2032)	34 (864)	27 (686)			2	8



MODEL NUMBERS

GN = North American (115V-1Ph) (Shown Below)

GE = Europe (230V-1Ph) Replace "N" with "E" = CE Approved

Remote Refrigerators

Base Configuration (Left to Right)

Model Number	Agency Reference Model #	H.P.	BTU	Volts/ Amps	CE Volts/Watts	Cu.FT. (crate)	Ship Weight lb/kg
GN17R34	000-201TP5G1	1/5*	233	115/3	230/390	30	247/112
GN17R46	000-201TP5G2	1/5*	373	115/3	230/390	40	322/146
GN17R51	000-201TP5G3	1/5*	410	115/3	230/390	45	355/116
GN17R53	000-201TP5G4	1/5*	432	115/3	230/390	47	361/164
GN17R63	000-201TP5G5	1/5*	536	115/3	230/390	52	431/196
GN17R68	000-201TP5G6	1/5*	572	115/3	230/390	56	458/208
GN17R80	000-201TP5G7	1/5*	675	115/3	230/390	64	533/242
GN17R85	000-201TP5G8	1/4*	756	115/6	230/495	67	570/268
GN17R92	000-201TP5G9	1/4*	815	115/6	230/495	73	607/276
GN17R97	000-201TP5GA	1/4*	852	115/6	230/495	77	637/280
GN17R102	000-201TP5GB	1/4*	889	115/6	230/495	81	675/306
GN17R109	000-201TP5GC	1/4*	918	115/6	230/495	85	720/327
GN17R114	000-201TP5GD	1/4*	977	115/6	230/495	90	750/340

Remote Freezer

Base Configuration (Left to Right)

Model Number	Agency Reference Model #	H.P.	BTU	Volts/ Amps	CE Volts/Watts	Cu.FT. (crate)	Ship Weight lb/kg
GN17FR34	000-201TP5GE	1/3*	995	115/10	230/400	30	247/112
GN17FR46	000-201TP5GF	1/3*	995	115/10	230/400	40	322/146
GN17FR51	000-201TP5GG	1/3*	1116	115/10	230/400	45	355/116
GN17FR53	000-201TP5GH	1/2*	1116	115/10	230/500	47	361/164
GN17FR63	000-201TP5GI	3/4*	1399	115/10	230/850	52	431/196
GN17FR68	000-201TP5GJ	3/4*	1461	115/10	230/850	56	458/208
GN17FR80	000-201TP5GK	3/4*	1668	115/10	230/850	64	533/242

*Recommended HP Compressor and connection by others.

Cord and plug not supplied, unit must be hard wired

Form# AFREMOTE (01/07/11)

