



# Master Series Backguards

Item: \_\_\_\_\_  
 Quantity: \_\_\_\_\_  
 Project: \_\_\_\_\_  
 Approval: \_\_\_\_\_  
 Date: \_\_\_\_\_

Master Series Backguards

## Models:

### LO PROFILE BACKGUARDS


- |                                  |                                  |                                  |                                  |                                  |                                  |
|----------------------------------|----------------------------------|----------------------------------|----------------------------------|----------------------------------|----------------------------------|
| <input type="checkbox"/> M9LPBG  | <input type="checkbox"/> M12LPBG | <input type="checkbox"/> M17LPBG | <input type="checkbox"/> M24LPBG | <input type="checkbox"/> M29LPBG | <input type="checkbox"/> M34LPBG |
| <input type="checkbox"/> M41LPBG | <input type="checkbox"/> M46LPBG | <input type="checkbox"/> M48LPBG | <input type="checkbox"/> M51LPBG | <input type="checkbox"/> M58LPBG | <input type="checkbox"/> M68LPBG |

### BACKGUARDS

- |                                |                                |                                |                                |                                |                                |
|--------------------------------|--------------------------------|--------------------------------|--------------------------------|--------------------------------|--------------------------------|
| <input type="checkbox"/> M12BG | <input type="checkbox"/> M17BG | <input type="checkbox"/> M24BG | <input type="checkbox"/> M29BG | <input type="checkbox"/> M34BG |                                |
| <input type="checkbox"/> M41BG | <input type="checkbox"/> M46BG | <input type="checkbox"/> M48BG | <input type="checkbox"/> M51BG | <input type="checkbox"/> M58BG | <input type="checkbox"/> M68BG |

### DOUBLE DECK HEIGHT BACKGUARDS

- |                                  |                                  |                                  |                                  |                                  |                                  |
|----------------------------------|----------------------------------|----------------------------------|----------------------------------|----------------------------------|----------------------------------|
| <input type="checkbox"/> M17DDBG | <input type="checkbox"/> M24DDBG | <input type="checkbox"/> M29DDBG | <input type="checkbox"/> M34DDBG |                                  |                                  |
| <input type="checkbox"/> M41DDBG | <input type="checkbox"/> M46DDBG | <input type="checkbox"/> M48DDBG | <input type="checkbox"/> M51DDBG | <input type="checkbox"/> M58DDBG | <input type="checkbox"/> M68DDBG |



## Specifications:

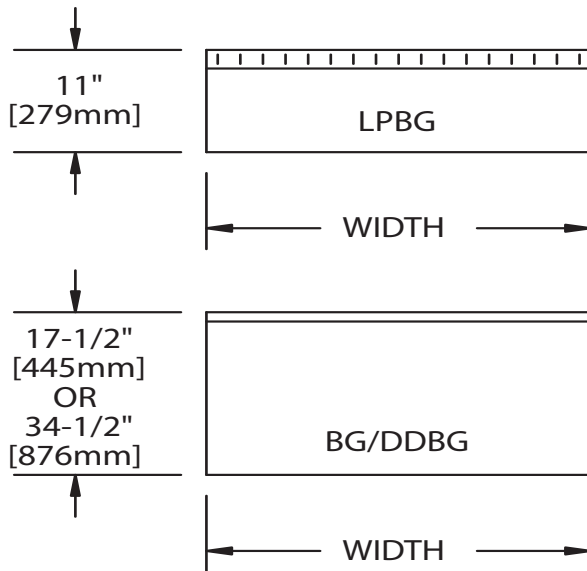
10" (255mm) high, low profile backguards (suffix LPBG); 17" (433mm) high, backguards (suffix BG); and 33" (838mm) high, double deck backguards (suffix DDBG) are precision-designed to install with all Master Series ranges attachments and fryers up to a maximum of 68" (1728mm), (other sizes can be special-ordered). Backguards provide venting for safe, efficient operation of Master Series equipment.

## Standard Features

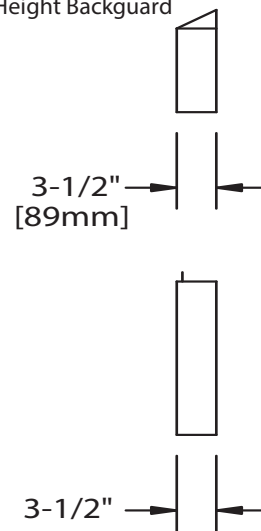
- Stainless steel front and both sides are standard
- Provides recommended emit venting for safe & efficient operation of all Master Series ranges attachments, open broilers and fryers.
- Designed for easy and precise attachment to all Master Series ranges and equipment
- Available optional stainless steel main back
- Available in range of twelve, (12), standard sizes up to a maximum of 68 inches, (1728mm)



DIMENSIONS:							
Model Prefix	Width		Depth		Height		
	LPBG & BG	DDBG	LPBG & BG	DDBG	LPBG	BG	DDBG
M9	9" (227mm) only LPBG	N/A	3-1/2" (89mm)	N/A	11" (280mm)	N/A	N/A
M12	12" (305mm)	N/A	3-1/2" (89mm)	N/A	11" (280mm)	17-1/2" (446mm)	N/A
M17	17" (433mm)	17" (433mm)	3-1/2" (89mm)	3-1/2" (89mm)	11" (280mm)	17-1/2" (446mm)	33-1/2" (851mm)
M24	24" (612mm)	24" (612mm)	3-1/2" (89mm)	3-1/2" (89mm)	11" (280mm)	17-1/2" (446mm)	33-1/2" (851mm)
M29	29" (737mm)	29" (737mm)	3-1/2" (89mm)	3-1/2" (89mm)	11" (280mm)	17-1/2" (446mm)	33-1/2" (851mm)
M34	34" (867mm)	34" (867mm)	3-1/2" (89mm)	3-1/2" (89mm)	11" (280mm)	17-1/2" (446mm)	33-1/2" (851mm)
M41	41" (1045mm)	41" (1045mm)	3-1/2" (89mm)	3-1/2" (89mm)	11" (280mm)	17-1/2" (446mm)	33-1/2" (851mm)
M46	46" (1168)	46" (1168)	3-1/2" (89mm)	3-1/2" (89mm)	11" (280mm)	17-1/2" (446mm)	33-1/2" (851mm)
M48	48" (1224mm)	48" (1224mm)	3-1/2" (89mm)	3-1/2" (89mm)	11" (280mm)	17-1/2" (446mm)	33-1/2" (851mm)
M51	51" (1300mm)	51" (1300mm)	3-1/2" (89mm)	3-1/2" (89mm)	11" (280mm)	17-1/2" (446mm)	33-1/2" (851mm)
M58	58" (1479mm)	58" (1479mm)	3-1/2" (89mm)	3-1/2" (89mm)	11" (280mm)	17-1/2" (446mm)	33-1/2" (851mm)
M68	68" (1734mm)	68" (1734mm)	3-1/2" (89mm)	3-1/2" (89mm)	11" (280mm)	17-1/2" (446mm)	33-1/2" (851mm)



**BG** = Backguard  
**LPBG** = Lo Profile Backguard  
**BGDD** = Double Deck Height Backguard



Form# MBG (06/25/14)