

32E Series – Endless Design Curved Glass – Single Duty – Fish and Poultry

• PRODUCT SPECIFICATIONS SHEETS



- Cases are designed to operate at 75 degrees Fahrenheit and 55% relative humidity

Self-Contained
Remote

SC-CFS32E-4C
R-CFS32E-4C

SC-CFS32E-6C
R-CFS32E-6C

SC-CFS32E-8C
R-CFS32E-8C

Length with (2) ends

50"

74"

98"

Length without ends

48"

72"

96"

Height with ends

50-1/2"

50-1/2"

50-1/2"

Height without ends

50"

50"

50"

Depth with ends

30-1/2"

30-1/2"

30-1/2"

Depth without ends

30"

30"

30"

Endless Design

YES

YES

YES

(Dimensions are +/- 1/4")

- Specification subject to change without notice

32E Series – Endless Design Curved Glass – Single Duty – Fish and Poultry

Standard Specifications and Optional Features

| | |
|---|--|
| <p>CONSTRUCTION UL Classified to ANSI/NSF 7 Foamed in place CFC free foam Double pane coated and insulated curved glass Heavy gauge steel super structure Single duty display Endless design allows for continuous line up Drain is included for cleaning</p> | <p>FINISHES Satin finish extrusion on doors and door tracks Designer white exterior front and ends Stainless steel mirror trim Stainless steel heavy gauge top – 16" W Rear of unit is stainless steel brush finish at top Bottom rear is designer white aluminum</p> |
| <p>INTERIOR Stainless steel mirrored upper ends White aluminum floor (main deck area) Air insulated baffle (<i>prevents moisture from dripping into display area</i>) Stainless steel individual ice pans</p> | <p>REFRIGERATION Copevap system (<i>eliminates need for condensate pan</i>) R134a expansion valve system Gravity coil located at inside top of unit Self contained system Automatic defrost controlled by time clock-<i>(self contained units only)</i> Pressure control maintains constant temperatures Remotes available</p> |
| <p>EXTERIOR Double pane rear removable doors Newly designed rear compression door jamb Removable front grille allows for cleaning Removable rear grille for easy servicing 1" removable end panels</p> | <p>LIGHTING 1 Row of T12 lighting at top of unit</p> |
| <p>ELECTRICAL REQUIREMENTS 115V/60Hz/1Ph Unit must be hard wired UL/CUL listed 115V-12AMP general purpose receptacle (<i>wired separately</i>)</p> | <p><i>Important Note: All refrigerated cases are designed to operate in an environment of 75 degrees and 55% relative humidity.</i> <i>Important Note: Product must be cooled before being displayed within the case.</i> <i>ICE REQUIRED (32 lbs per foot)</i></p> |

OPTIONAL FEATURES

| | |
|---|--|
| <p>Stainless steel, laminate, or paint Mirrored doors Digital Thermometer</p> | <p>Stainless steel heavy mezzanine shelf Front bumpers 1" or 3" Door locks</p> |
|---|--|



32E Series – Endless Design Curved Glass – Single Duty – Fish and Poultry

Technical Data

| Model # | Self contained | SC-CFS32E-4C | SC-CFS32E-6C | SC-CFS32E-8C |
|---|--|--|--|--|
| | Remote | R-CFS32E-4C | R-CFS32E-6C | R-CFS32E-8C |
| Length with (2) ends Length without ends Height with ends Height without ends Depth with ends Depth without ends Endless design (Dimensions are +/- 1/4") | | 50" 48" 50-1/2" 50" 30-1/2" 30" YES | 74" 72" 50-1/2" 50" 30-1/2" 30" YES | 98" 96" 50-1/2" 50" 30-1/2" 30" YES |
| Operating temperature Refrigerant (expansion valve) Compressor size HP Pressure control settings @ 75°F, 55%RH Defrost per day (24 hours) BTU's at +20°F Evap. Temp. Voltage Amperage Amperage, lights only Cord and plug | Self contained Self contained CUT IN CUT OUT Air Defrost Remote Self contained Remote | 38°F to 40°F R134a 1/4 30 15 1 per day 820 115V 6.0A 0.8A No | 38°F to 40°F R134a 1/4 30 15 1 per day 1230 115V 6.4A 1.6A No | 38°F to 40°F R134a 1/3 30 15 1 per day 1640 115V 9.1A 1.6A No |
| Exterior color Interior color Inside end panels Floors # of top doors Door size # of coils Bottom storage Front Glass Ice Pans Cubic capacity (ft ³) Mezzanine, 1 row lighted | | White Stainless Polish Stainless Bright White 2 20-1/2"X23-1/2" 1 No Curved 2 23 Optional | White Stainless Polish Stainless Bright White 2 31"X23-1/2" 1 No Curved 3 34.5 Optional | White Stainless Polish Stainless Bright White 4 20-1/2"X23-1/2" 1 No Curved 4 46 Optional |

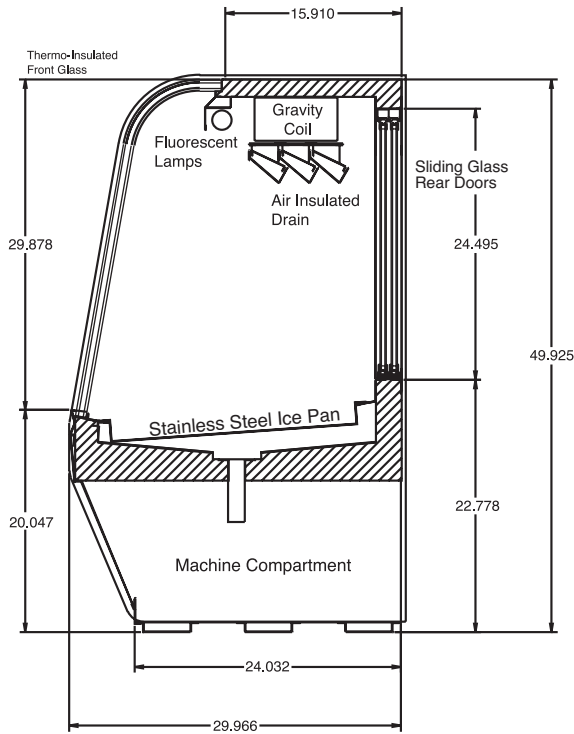
SHIPPING INFORMATION

| | | | | |
|--------------|--------------------------|-------------------|--------------------|--------------------|
| Height | | 55" | 55" | 55" |
| Depth | | 44" | 44" | 44" |
| Length | | 61" | 87" | 115" |
| Gross weight | Self contained Remote | 470# 430# | 680# 630# | 910# 860# |
| Cubic feet | | 85ft ³ | 122ft ³ | 161ft ³ |

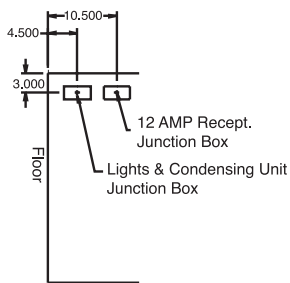
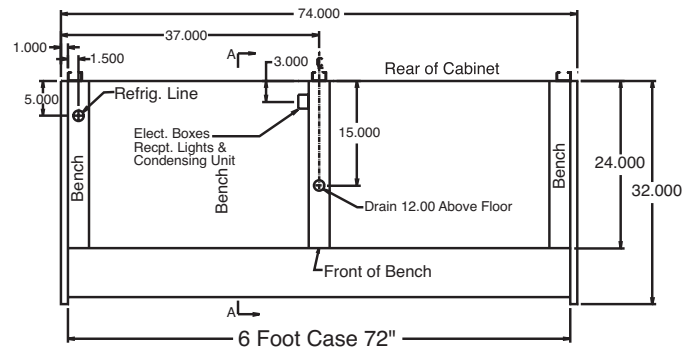
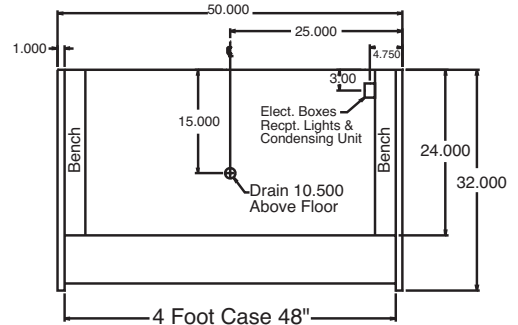
- Cases are designed to operate at 75 degrees Fahrenheit and 55% relative humidity
- Cases are equipped with drains; check your local building codes for connection requirements.
- Specification subject to change without notice

32E Series – Endless Design Curved Glass – Single Duty – Fish and Poultry

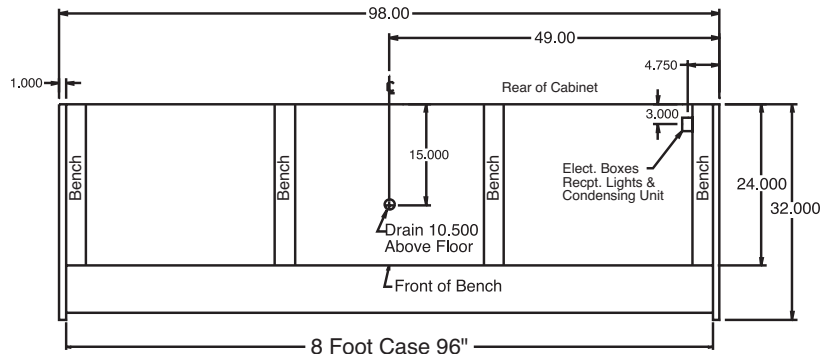
Technical Data • Side View • Plan View



Cross Section



Side View



Plan Views