



**John
BOOS**
Since 1887

ITEM #: _____ QTY: _____
 MODEL #: _____
 PROJECT NAME: _____

3601 S. Banker St. Effingham, IL 62401 • P.O. BOX 609 • Ph: (888) 431-2667 • Fax: (800) 433-2667

"1B" "B" SERIES SINKS



FEATURES:

- 16GA STAINLESS STEEL
- TYPE 300 STAINLESS STEEL WITH #4 POLISH, SATIN FINISH
- 14" DEEP BOWLS
- ALL CORNERS, BOTH VERTICAL AND HORIZONTAL, COVERED AT 3/4" RADIUS
- BOTTOMS OF BOWLS FORMED FOR DRAINAGE TO 3-1/2" DIAMETER DIE STAMPED OPENING
- FULL LENGTH **10" HIGH BOXED BACKSPLASH**, WITH 2" RETURN TO WALL AT 45 DEGREE AND 1" TURNED DOWN REAR LIP
- 1-1/8" FAUCET HOLES IN BACKSPLASH
- ALL OUTSIDE CORNERS OF ASSEMBLY ARE BULLNOSED TO PROVIDE SAFE, CLEAN, AND POLISHED EDGE
- STANDARD STAINLESS STEEL LEGS 1-5/8" DIAMETER
- LEGS LOCATED DIRECTLY UNDER SINK BOWLS, PROVIDING INCREASED STABILITY AND MAX WEIGHT SUPPORT

CONSTRUCTION:

- TOP: STAINLESS STEEL SINKS ARE TIG WELDED, EXPOSED WELDS ARE POLISHED TO MATCH ADJACENT SURFACE
- BASE: STAINLESS STEEL FRAME IS MIG WELDED

MATERIAL:

- BOWLS & TOP: 16GA TYPE 300 STAINLESS STEEL WITH #4 POLISH, SATIN FINISH
- LEGS: 1-5/8" ROUND O.D. STAINLESS STEEL
- BRACING: 1-1/4" ROUND O.D. STAINLESS STEEL
- GUSSETS: STAINLESS STEEL
- FEET: 1" ADJUSTABLE BULLET FEET

STANDARD 16GA "1B" "B" SERIES SINK

| MODEL | BOWL SIZE (LxWxD) | QTY |
|---------|-------------------|-----|
| 1B16204 | 16" X 20" X 14" | |
| 1B184 | 18" X 18" X 14" | |
| 1B18244 | 18" X 24" X 14" | |
| 1B244 | 24" X 24" X 14" | |

OPTIONAL ACCESSORIES

| DESCRIPTION | QTY |
|-----------------|-----|
| FAUCETS | |
| ADD-A-FAUCETS | |
| PRE-RINSE UNITS | |
| LEVEL WASTE | |
| OVERSHELVES | |
| POT RACK | |



1B18244

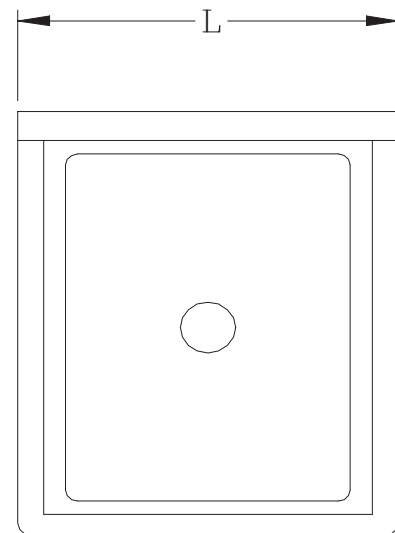
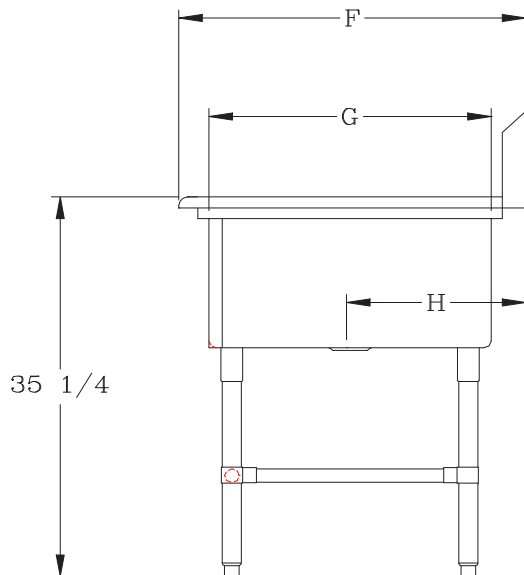
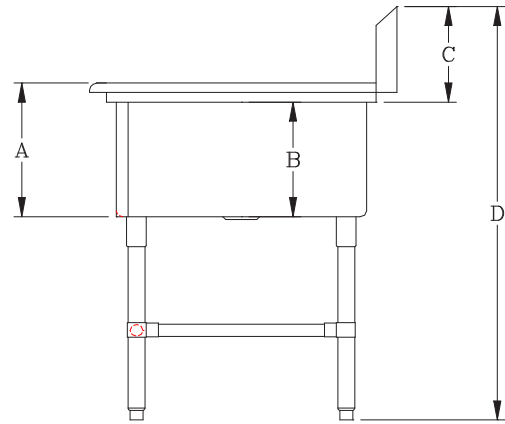
"1B" "B" SERIES SINK DETAILED SPECIFICATIONS

SINK DIMENSIONS

| A | B | C | D |
|---------|-----|-----|-----|
| 16-1/4" | 14" | 10" | 43" |

BOWL SIZES

| DIMENSIONS (LxW) | F | G | H |
|------------------|---------|-----|-----------|
| 16" X 20" | 25-1/2" | 20" | 12-15/16" |
| 18" X 18" | 23-1/2" | 18" | 11-15/16" |
| 18" X 24" | 29-1/2" | 24" | 14-15/16" |
| 24" X 24" | 29-1/2" | 24" | 14-15/16" |



STANDARD 16 GAUGE "1B" "B" SERIES SINK

| MODEL | BOWL SIZE (LxWxD) | DIMENSIONS (LxW) | DRAIN BOARDS | WT. (LBS) |
|---------|-------------------|------------------|--------------|-----------|
| 1B16204 | 16" X 20" X 14" | 21" X 25-1/2" | - | 53 |
| 1B184 | 18" X 18" X 14" | 23" X 23-1/2" | - | 58 |
| 1B18244 | 18" X 24" X 14" | 23" X 29-1/2" | - | 58 |
| 1B244 | 24" X 24" X 14" | 29" X 29-1/2" | - | 75 |

SOME UNITS SHIP UNASSEMBLED FOR REDUCED SHIPPING COST. ALL DIMENSIONS ARE TYPICAL. TOLERANCE +/- .500"
John Boos & Co. is constantly engaged in a program of improving products and therefore reserves the right to change specifications without prior notice.

